

**Loyola University New Orleans**  
**Spring 2016 - College of Arts and Sciences**

**Course:** 16S-PHIL-W252-001: MAKING MORAL DECISIONS

**Instructor:** Benjamin Bayer \*

**1 - This course stimulated critical, analytical, creative, and/or independent thinking.**

Response Option				Weight	Frequency	Percent	Percent Responses			Means		
Strongly agree	(5)	5	100%					5.00	4.41	4.28		
Agree	(4)	0	0%									
Neutral	(3)	0	0%									
Disagree	(2)	0	0%									
Strongly disagree	(1)	0	0%									
					0	25	50	75	100	Instructor	Department Level	College Level
Return Rate	Mean	STD	Median	Department Level	Mean	STD	Median	College Level	Mean	STD	Median	
5/10 (50%)	5.00	0.00	5.00	636	4.41	0.82	5.00	5,267	4.28	0.94	5.00	

**2 - 1. The course syllabus made the objectives and requirements of this course clear.**

Response Option				Weight	Frequency	Percent	Percent Responses			Means		
Strongly agree	(5)	4	80%					4.80	4.40	4.30		
Agree	(4)	1	20%									
Neutral	(3)	0	0%									
Disagree	(2)	0	0%									
Strongly disagree	(1)	0	0%									
					0	25	50	75	100	Instructor	Department Level	College Level
Return Rate	Mean	STD	Median	Department Level	Mean	STD	Median	College Level	Mean	STD	Median	
5/10 (50%)	4.80	0.45	5.00	631	4.40	0.83	5.00	5,157	4.30	0.93	5.00	

**3 - 1. There was considerable agreement between the announced objectives and what was actually covered.**

Response Option				Weight	Frequency	Percent	Percent Responses			Means		
Strongly agree	(5)	4	80%					4.80	4.44	4.31		
Agree	(4)	1	20%									
Neutral	(3)	0	0%									
Disagree	(2)	0	0%									
Strongly disagree	(1)	0	0%									
					0	25	50	75	100	Instructor	Department Level	College Level
Return Rate	Mean	STD	Median	Department Level	Mean	STD	Median	College Level	Mean	STD	Median	
5/10 (50%)	4.80	0.45	5.00	625	4.44	0.78	5.00	5,113	4.31	0.90	5.00	

**4 - The textbooks and teaching materials were beneficial.**

Response Option				Weight	Frequency	Percent	Percent Responses			Means		
Strongly agree	(5)	2	40%					4.20	4.27	4.12		
Agree	(4)	2	40%									
Neutral	(3)	1	20%									
Disagree	(2)	0	0%									
Strongly disagree	(1)	0	0%									
					0	25	50	75	100	Instructor	Department Level	College Level
Return Rate	Mean	STD	Median	Department Level	Mean	STD	Median	College Level	Mean	STD	Median	
5/10 (50%)	4.20	0.84	4.00	625	4.27	0.92	5.00	5,088	4.12	1.01	4.00	

**Loyola University New Orleans**  
**Spring 2016 - College of Arts and Sciences**

**Course:** 16S-PHIL-W252-001: MAKING MORAL DECISIONS

**Instructor:** Benjamin Bayer \*

**5 - 1. The examinations, tests, papers, projects, and class discussions were representative of the course content.**

Response Option	Weight	Frequency	Percent	Percent Responses			Means				
Strongly agree	(5)	4	80%				4.80	4.39	4.29		
Agree	(4)	1	20%								
Neutral	(3)	0	0%								
Disagree	(2)	0	0%								
Strongly disagree	(1)	0	0%								
				0	25	50	75	100	Instructor	Department Level	College Level
Return Rate	Mean	STD	Median	Department Level	Mean	STD	Median	College Level	Mean	STD	Median
5/10 (50%)	4.80	0.45	5.00	619	4.39	0.83	5.00	5,070	4.29	0.91	5.00

**6 - 1. The policy for late work and make-up assignments was clear.**

Response Option	Weight	Frequency	Percent	Percent Responses			Means				
Strongly agree	(5)	3	60%				4.60	4.37	4.22		
Agree	(4)	2	40%								
Neutral	(3)	0	0%								
Disagree	(2)	0	0%								
Strongly disagree	(1)	0	0%								
				0	25	50	75	100	Instructor	Department Level	College Level
Return Rate	Mean	STD	Median	Department Level	Mean	STD	Median	College Level	Mean	STD	Median
5/10 (50%)	4.60	0.55	5.00	618	4.37	0.81	5.00	5,068	4.22	0.91	4.00

**7 - 1. If writing was a component of this class, it was a valuable learning experience.**

Response Option	Weight	Frequency	Percent	Percent Responses			Means				
Strongly agree	(5)	4	80%				4.80	4.24	4.12		
Agree	(4)	1	20%								
Neutral	(3)	0	0%								
Disagree	(2)	0	0%								
Strongly disagree	(1)	0	0%								
				0	25	50	75	100	Instructor	Department Level	College Level
Return Rate	Mean	STD	Median	Department Level	Mean	STD	Median	College Level	Mean	STD	Median
5/10 (50%)	4.80	0.45	5.00	618	4.24	0.89	4.00	5,008	4.12	0.99	4.00

**8 - If oral presentation was a component of this class, it was a valuable learning experience.**

Response Option	Weight	Frequency	Percent	Percent Responses			Means				
Strongly agree	(5)	3	60%				4.40	3.88	3.87		
Agree	(4)	1	20%								
Neutral	(3)	1	20%								
Disagree	(2)	0	0%								
Strongly disagree	(1)	0	0%								
				0	25	50	75	100	Instructor	Department Level	College Level
Return Rate	Mean	STD	Median	Department Level	Mean	STD	Median	College Level	Mean	STD	Median
5/10 (50%)	4.40	0.89	5.00	602	3.88	0.99	4.00	4,930	3.87	1.00	4.00

**Loyola University New Orleans**  
**Spring 2016 - College of Arts and Sciences**

**Course:** 16S-PHIL-W252-001: MAKING MORAL DECISIONS

**Instructor:** Benjamin Bayer \*

**9 - 1. The course was intellectually very challenging.**

Response Option	Weight	Frequency	Percent	Percent Responses					Means		
Strongly agree	(5)	4	80%						4.40	4.31	4.17
Agree	(4)	0	0%								
Neutral	(3)	0	0%								
Disagree	(2)	1	20%								
Strongly disagree	(1)	0	0%								
				0	25	50	75	100	Instructor	Department Level	College Level
Return Rate	Mean	STD	Median	Department Level	Mean	STD	Median	College Level	Mean	STD	Median
5/10 (50%)	4.40	1.34	5.00	619	4.31	0.89	5.00	5,070	4.17	0.98	4.00

**10 - 1. The instructor clearly described the grading procedures and policies.**

Response Option	Weight	Frequency	Percent	Percent Responses					Means		
Strongly agree	(5)	3	60%						4.60	4.35	4.22
Agree	(4)	2	40%								
Neutral	(3)	0	0%								
Disagree	(2)	0	0%								
Strongly disagree	(1)	0	0%								
				0	25	50	75	100	Instructor	Department Level	College Level
Return Rate	Mean	STD	Median	Department Level	Mean	STD	Median	College Level	Mean	STD	Median
5/10 (50%)	4.60	0.55	5.00	619	4.35	0.82	5.00	5,064	4.22	0.94	4.00

**11 - 1. The instructor followed the described grading procedure.**

Response Option	Weight	Frequency	Percent	Percent Responses					Means		
Strongly agree	(5)	4	80%						4.80	4.39	4.28
Agree	(4)	1	20%								
Neutral	(3)	0	0%								
Disagree	(2)	0	0%								
Strongly disagree	(1)	0	0%								
				0	25	50	75	100	Instructor	Department Level	College Level
Return Rate	Mean	STD	Median	Department Level	Mean	STD	Median	College Level	Mean	STD	Median
5/10 (50%)	4.80	0.45	5.00	619	4.39	0.78	5.00	5,058	4.28	0.88	4.00

**12 - 1. The instructor made helpful comments on or about papers and exams.**

Response Option	Weight	Frequency	Percent	Percent Responses					Means		
Strongly agree	(5)	2	40%						4.00	4.21	4.11
Agree	(4)	2	40%								
Neutral	(3)	0	0%								
Disagree	(2)	1	20%								
Strongly disagree	(1)	0	0%								
				0	25	50	75	100	Instructor	Department Level	College Level
Return Rate	Mean	STD	Median	Department Level	Mean	STD	Median	College Level	Mean	STD	Median
5/10 (50%)	4.00	1.22	4.00	620	4.21	0.98	4.00	5,064	4.11	1.04	4.00

**Loyola University New Orleans**  
**Spring 2016 - College of Arts and Sciences**

**Course:** 16S-PHIL-W252-001: MAKING MORAL DECISIONS

**Instructor:** Benjamin Bayer \*

**13 - 1. The instructor stimulated critical, analytical, creative, and independent thinking.**

Response Option	Weight	Frequency	Percent	Percent Responses					Means		
Strongly agree	(5)	3	60%						4.40	4.40	4.28
Agree	(4)	1	20%								
Neutral	(3)	1	20%								
Disagree	(2)	0	0%								
Strongly disagree	(1)	0	0%								
				0	25	50	75	100	Instructor	Department Level	College Level
Return Rate	Mean	STD	Median	Department Level	Mean	STD	Median	College Level	Mean	STD	Median
5/10 (50%)	4.40	0.89	5.00	616	4.40	0.85	5.00	5,052	4.28	0.95	5.00

**14 - 1. The instructor communicated the subject matter effectively.**

Response Option	Weight	Frequency	Percent	Percent Responses					Means		
Strongly agree	(5)	3	60%						4.40	4.33	4.22
Agree	(4)	1	20%								
Neutral	(3)	1	20%								
Disagree	(2)	0	0%								
Strongly disagree	(1)	0	0%								
				0	25	50	75	100	Instructor	Department Level	College Level
Return Rate	Mean	STD	Median	Department Level	Mean	STD	Median	College Level	Mean	STD	Median
5/10 (50%)	4.40	0.89	5.00	620	4.33	0.93	5.00	5,068	4.22	1.02	5.00

**15 - 1. The instructor made adequate provision for consultation and assistance.**

Response Option	Weight	Frequency	Percent	Percent Responses					Means		
Strongly agree	(5)	4	80%						4.60	4.35	4.25
Agree	(4)	0	0%								
Neutral	(3)	1	20%								
Disagree	(2)	0	0%								
Strongly disagree	(1)	0	0%								
				0	25	50	75	100	Instructor	Department Level	College Level
Return Rate	Mean	STD	Median	Department Level	Mean	STD	Median	College Level	Mean	STD	Median
5/10 (50%)	4.60	0.89	5.00	615	4.35	0.82	5.00	5,039	4.25	0.91	4.00

**16 - 1. The instructor was punctual in correcting tests and papers.**

Response Option	Weight	Frequency	Percent	Percent Responses					Means		
Strongly agree	(5)	3	60%						4.40	4.23	4.23
Agree	(4)	1	20%								
Neutral	(3)	1	20%								
Disagree	(2)	0	0%								
Strongly disagree	(1)	0	0%								
				0	25	50	75	100	Instructor	Department Level	College Level
Return Rate	Mean	STD	Median	Department Level	Mean	STD	Median	College Level	Mean	STD	Median
5/10 (50%)	4.40	0.89	5.00	615	4.23	0.91	4.00	5,048	4.23	0.93	4.00

**Loyola University New Orleans**  
**Spring 2016 - College of Arts and Sciences**

**Course:** 16S-PHIL-W252-001: MAKING MORAL DECISIONS

**Instructor:** Benjamin Bayer \*

**17 - 1. The instructor treated students fairly and equally.**

Response Option	Weight	Frequency	Percent	Percent Responses					Means			
Strongly agree	(5)	2	40%							4.20	4.44	4.38
Agree	(4)	2	40%									
Neutral	(3)	1	20%									
Disagree	(2)	0	0%									
Strongly disagree	(1)	0	0%									
				0	25	50	75	100	Instructor	Department Level	College Level	
Return Rate	Mean	STD	Median	Department Level	Mean	STD	Median	College Level	Mean	STD	Median	
5/10 (50%)	4.20	0.84	4.00	614	4.44	0.78	5.00	5,044	4.38	0.88	5.00	

**18 - 1. I would recommend this instructor to other students.**

Response Option	Weight	Frequency	Percent	Percent Responses					Means			
Strongly agree	(5)	1	20%							4.20	4.25	4.18
Agree	(4)	4	80%									
Neutral	(3)	0	0%									
Disagree	(2)	0	0%									
Strongly disagree	(1)	0	0%									
				0	25	50	75	100	Instructor	Department Level	College Level	
Return Rate	Mean	STD	Median	Department Level	Mean	STD	Median	College Level	Mean	STD	Median	
5/10 (50%)	4.20	0.45	4.00	617	4.25	1.01	5.00	5,065	4.18	1.08	5.00	

**19 - Normal 0 false false false EN-US JA X-NONE 1. Strengths of the course**

- it was very philosophical
- interesting
- No comment

**20 - Normal 0 false false false EN-US JA X-NONE 1. Strengths of the instructor**

- He is very smart and cool
- very flexible
- The instructor gives recordings of the lecture
- I enjoyed the class.

**21 - Normal 0 false false false EN-US JA X-NONE 1. Weaknesses of the course**

- Sometimes philosophy can be hard
- lots of material
- No comment
- The only thing is that it was an early morning class and sometimes hard to be completely awake for it.

**22 - Normal 0 false false false EN-US JA X-NONE 1. Weaknesses of the instructor**

- none
- condescending
- No comment

**23 - Suggested improvements for the course**

- none
- more tests?
- No comment

**Loyola University New Orleans**  
**Spring 2016 - College of Arts and Sciences**

---

**Course:** 16S-PHIL-W252-001: MAKING MORAL DECISIONS

**Instructor:** Benjamin Bayer \*

---

**24 - Suggested improvements for the instructor**

- none
- be more open to students' comments
- No comment

**Loyola University New Orleans**  
**Spring 2016 - College of Arts and Sciences**

**Course:** 16S-PHIL-W252-002: MAKING MORAL DECISIONS

**Instructor:** Benjamin Bayer \*

**1 - This course stimulated critical, analytical, creative, and/or independent thinking.**

Response Option	Weight	Frequency	Percent	Percent Responses					Means				
Strongly agree	(5)	8	61.54%						<table border="1"> <tr> <td>Instructor</td> <td>4.38</td> <td>4.41</td> <td>4.28</td> </tr> </table>	Instructor	4.38	4.41	4.28
Instructor	4.38	4.41	4.28										
Agree	(4)	4	30.77%										
Neutral	(3)	0	0%										
Disagree	(2)	0	0%										
Strongly disagree	(1)	1	7.69%										
				0	25	50	75	100	Instructor	Department Level	College Level		
Return Rate	Mean	STD	Median	Department Level	Mean	STD	Median	College Level	Mean	STD	Median		
13/23 (56.52%)	4.38	1.12	5.00	636	4.41	0.82	5.00	5,267	4.28	0.94	5.00		

**2 - 1. The course syllabus made the objectives and requirements of this course clear.**

Response Option	Weight	Frequency	Percent	Percent Responses					Means				
Strongly agree	(5)	10	76.92%						<table border="1"> <tr> <td>Instructor</td> <td>4.77</td> <td>4.40</td> <td>4.30</td> </tr> </table>	Instructor	4.77	4.40	4.30
Instructor	4.77	4.40	4.30										
Agree	(4)	3	23.08%										
Neutral	(3)	0	0%										
Disagree	(2)	0	0%										
Strongly disagree	(1)	0	0%										
				0	25	50	75	100	Instructor	Department Level	College Level		
Return Rate	Mean	STD	Median	Department Level	Mean	STD	Median	College Level	Mean	STD	Median		
13/23 (56.52%)	4.77	0.44	5.00	631	4.40	0.83	5.00	5,157	4.30	0.93	5.00		

**3 - 1. There was considerable agreement between the announced objectives and what was actually covered.**

Response Option	Weight	Frequency	Percent	Percent Responses					Means				
Strongly agree	(5)	10	76.92%						<table border="1"> <tr> <td>Instructor</td> <td>4.69</td> <td>4.44</td> <td>4.31</td> </tr> </table>	Instructor	4.69	4.44	4.31
Instructor	4.69	4.44	4.31										
Agree	(4)	2	15.38%										
Neutral	(3)	1	7.69%										
Disagree	(2)	0	0%										
Strongly disagree	(1)	0	0%										
				0	25	50	75	100	Instructor	Department Level	College Level		
Return Rate	Mean	STD	Median	Department Level	Mean	STD	Median	College Level	Mean	STD	Median		
13/23 (56.52%)	4.69	0.63	5.00	625	4.44	0.78	5.00	5,113	4.31	0.90	5.00		

**4 - The textbooks and teaching materials were beneficial.**

Response Option	Weight	Frequency	Percent	Percent Responses					Means				
Strongly agree	(5)	8	61.54%						<table border="1"> <tr> <td>Instructor</td> <td>4.08</td> <td>4.27</td> <td>4.12</td> </tr> </table>	Instructor	4.08	4.27	4.12
Instructor	4.08	4.27	4.12										
Agree	(4)	2	15.38%										
Neutral	(3)	1	7.69%										
Disagree	(2)	0	0%										
Strongly disagree	(1)	2	15.38%										
				0	25	50	75	100	Instructor	Department Level	College Level		
Return Rate	Mean	STD	Median	Department Level	Mean	STD	Median	College Level	Mean	STD	Median		
13/23 (56.52%)	4.08	1.50	5.00	625	4.27	0.92	5.00	5,088	4.12	1.01	4.00		

Loyola University New Orleans  
Spring 2016 - College of Arts and Sciences

Course: 16S-PHIL-W252-002: MAKING MORAL DECISIONS

Instructor: Benjamin Bayer \*

5 - 1. The examinations, tests, papers, projects, and class discussions were representative of the course content.

Response Option	Weight	Frequency	Percent	Percent Responses			Means				
Strongly agree	(5)	9	69.23%				4.54	4.39	4.29		
Agree	(4)	2	15.38%								
Neutral	(3)	2	15.38%								
Disagree	(2)	0	0%								
Strongly disagree	(1)	0	0%								
				0	25	50	75	100	Instructor	Department Level	College Level
Return Rate	Mean	STD	Median	Department Level	Mean	STD	Median	College Level	Mean	STD	Median
13/23 (56.52%)	4.54	0.78	5.00	619	4.39	0.83	5.00	5,070	4.29	0.91	5.00

6 - 1. The policy for late work and make-up assignments was clear.

Response Option	Weight	Frequency	Percent	Percent Responses			Means				
Strongly agree	(5)	11	84.62%				4.77	4.37	4.22		
Agree	(4)	1	7.69%								
Neutral	(3)	1	7.69%								
Disagree	(2)	0	0%								
Strongly disagree	(1)	0	0%								
				0	25	50	75	100	Instructor	Department Level	College Level
Return Rate	Mean	STD	Median	Department Level	Mean	STD	Median	College Level	Mean	STD	Median
13/23 (56.52%)	4.77	0.60	5.00	618	4.37	0.81	5.00	5,068	4.22	0.91	4.00

7 - 1. If writing was a component of this class, it was a valuable learning experience.

Response Option	Weight	Frequency	Percent	Percent Responses			Means				
Strongly agree	(5)	9	69.23%				4.46	4.24	4.12		
Agree	(4)	3	23.08%								
Neutral	(3)	0	0%								
Disagree	(2)	0	0%								
Strongly disagree	(1)	1	7.69%								
				0	25	50	75	100	Instructor	Department Level	College Level
Return Rate	Mean	STD	Median	Department Level	Mean	STD	Median	College Level	Mean	STD	Median
13/23 (56.52%)	4.46	1.13	5.00	618	4.24	0.89	4.00	5,008	4.12	0.99	4.00

8 - If oral presentation was a component of this class, it was a valuable learning experience.

Response Option	Weight	Frequency	Percent	Percent Responses			Means				
Strongly agree	(5)	6	50%				3.83	3.88	3.87		
Agree	(4)	0	0%								
Neutral	(3)	5	41.67%								
Disagree	(2)	0	0%								
Strongly disagree	(1)	1	8.33%								
				0	25	50	75	100	Instructor	Department Level	College Level
Return Rate	Mean	STD	Median	Department Level	Mean	STD	Median	College Level	Mean	STD	Median
12/23 (52.17%)	3.83	1.34	4.00	602	3.88	0.99	4.00	4,930	3.87	1.00	4.00



**Loyola University New Orleans**  
**Spring 2016 - College of Arts and Sciences**

**Course:** 16S-PHIL-W252-002: MAKING MORAL DECISIONS

**Instructor:** Benjamin Bayer \*

**9 - 1. The course was intellectually very challenging.**

Response Option	Weight	Frequency	Percent	Percent Responses				Means			
Strongly agree	(5)	8	61.54%					4.38	4.31	4.17	
Agree	(4)	4	30.77%								
Neutral	(3)	0	0%								
Disagree	(2)	0	0%								
Strongly disagree	(1)	1	7.69%								
				0	25	50	75	100	Instructor	Department Level	College Level
Return Rate	Mean	STD	Median	Department Level	Mean	STD	Median	College Level	Mean	STD	Median
13/23 (56.52%)	4.38	1.12	5.00	619	4.31	0.89	5.00	5,070	4.17	0.98	4.00

**10 - 1. The instructor clearly described the grading procedures and policies.**

Response Option	Weight	Frequency	Percent	Percent Responses				Means			
Strongly agree	(5)	9	69.23%					4.54	4.35	4.22	
Agree	(4)	2	15.38%								
Neutral	(3)	2	15.38%								
Disagree	(2)	0	0%								
Strongly disagree	(1)	0	0%								
				0	25	50	75	100	Instructor	Department Level	College Level
Return Rate	Mean	STD	Median	Department Level	Mean	STD	Median	College Level	Mean	STD	Median
13/23 (56.52%)	4.54	0.78	5.00	619	4.35	0.82	5.00	5,064	4.22	0.94	4.00

**11 - 1. The instructor followed the described grading procedure.**

Response Option	Weight	Frequency	Percent	Percent Responses				Means			
Strongly agree	(5)	8	61.54%					4.54	4.39	4.28	
Agree	(4)	4	30.77%								
Neutral	(3)	1	7.69%								
Disagree	(2)	0	0%								
Strongly disagree	(1)	0	0%								
				0	25	50	75	100	Instructor	Department Level	College Level
Return Rate	Mean	STD	Median	Department Level	Mean	STD	Median	College Level	Mean	STD	Median
13/23 (56.52%)	4.54	0.88	5.00	619	4.39	0.78	5.00	5,058	4.28	0.88	4.00

**12 - 1. The instructor made helpful comments on or about papers and exams.**

Response Option	Weight	Frequency	Percent	Percent Responses				Means			
Strongly agree	(5)	7	53.85%					4.38	4.21	4.11	
Agree	(4)	5	38.46%								
Neutral	(3)	0	0%								
Disagree	(2)	1	7.69%								
Strongly disagree	(1)	0	0%								
				0	25	50	75	100	Instructor	Department Level	College Level
Return Rate	Mean	STD	Median	Department Level	Mean	STD	Median	College Level	Mean	STD	Median
13/23 (56.52%)	4.38	0.87	5.00	620	4.21	0.98	4.00	5,064	4.11	1.04	4.00

**Loyola University New Orleans**  
**Spring 2016 - College of Arts and Sciences**

**Course:** 16S-PHIL-W252-002: MAKING MORAL DECISIONS

**Instructor:** Benjamin Bayer \*

**13 - 1. The instructor stimulated critical, analytical, creative, and independent thinking.**

Response Option	Weight	Frequency	Percent	Percent Responses					Means		
Strongly agree	(5)	9	69.23%						4.46	4.40	4.28
Agree	(4)	1	7.69%								
Neutral	(3)	3	23.08%								
Disagree	(2)	0	0%								
Strongly disagree	(1)	0	0%								
				0	25	50	75	100	Instructor	Department Level	College Level
Return Rate	Mean	STD	Median	Department Level	Mean	STD	Median	College Level	Mean	STD	Median
13/23 (56.52%)	4.46	0.88	5.00	616	4.40	0.85	5.00	5,052	4.28	0.95	5.00

**14 - 1. The instructor communicated the subject matter effectively.**

Response Option	Weight	Frequency	Percent	Percent Responses					Means		
Strongly agree	(5)	8	61.54%						4.46	4.33	4.22
Agree	(4)	3	23.08%								
Neutral	(3)	2	15.38%								
Disagree	(2)	0	0%								
Strongly disagree	(1)	0	0%								
				0	25	50	75	100	Instructor	Department Level	College Level
Return Rate	Mean	STD	Median	Department Level	Mean	STD	Median	College Level	Mean	STD	Median
13/23 (56.52%)	4.46	0.78	5.00	620	4.33	0.93	5.00	5,068	4.22	1.02	5.00

**15 - 1. The instructor made adequate provision for consultation and assistance.**

Response Option	Weight	Frequency	Percent	Percent Responses					Means		
Strongly agree	(5)	8	61.54%						4.46	4.35	4.25
Agree	(4)	4	30.77%								
Neutral	(3)	0	0%								
Disagree	(2)	1	7.69%								
Strongly disagree	(1)	0	0%								
				0	25	50	75	100	Instructor	Department Level	College Level
Return Rate	Mean	STD	Median	Department Level	Mean	STD	Median	College Level	Mean	STD	Median
13/23 (56.52%)	4.46	0.88	5.00	615	4.35	0.82	5.00	5,039	4.25	0.91	4.00

**16 - 1. The instructor was punctual in correcting tests and papers.**

Response Option	Weight	Frequency	Percent	Percent Responses					Means		
Strongly agree	(5)	8	61.54%						4.46	4.23	4.23
Agree	(4)	3	23.08%								
Neutral	(3)	2	15.38%								
Disagree	(2)	0	0%								
Strongly disagree	(1)	0	0%								
				0	25	50	75	100	Instructor	Department Level	College Level
Return Rate	Mean	STD	Median	Department Level	Mean	STD	Median	College Level	Mean	STD	Median
13/23 (56.52%)	4.46	0.78	5.00	615	4.23	0.91	4.00	5,048	4.23	0.93	4.00

**Loyola University New Orleans**  
**Spring 2016 - College of Arts and Sciences**

**Course:** 16S-PHIL-W252-002: MAKING MORAL DECISIONS

**Instructor:** Benjamin Bayer \*

**17 - 1. The instructor treated students fairly and equally.**

Response Option	Weight	Frequency	Percent	Percent Responses					Means		
Strongly agree	(5)	8	61.54%						4.54	4.44	4.38
Agree	(4)	4	30.77%								
Neutral	(3)	1	7.69%								
Disagree	(2)	0	0%								
Strongly disagree	(1)	0	0%								
				0	25	50	75	100	Instructor	Department Level	College Level
Return Rate	Mean	STD	Median	Department Level	Mean	STD	Median	College Level	Mean	STD	Median
13/23 (56.52%)	4.54	0.68	5.00	614	4.44	0.78	5.00	5,044	4.38	0.88	5.00

**18 - 1. I would recommend this instructor to other students.**

Response Option	Weight	Frequency	Percent	Percent Responses					Means		
Strongly agree	(5)	8	61.54%						4.08	4.25	4.18
Agree	(4)	2	15.38%								
Neutral	(3)	1	7.69%								
Disagree	(2)	0	0%								
Strongly disagree	(1)	2	15.38%								
				0	25	50	75	100	Instructor	Department Level	College Level
Return Rate	Mean	STD	Median	Department Level	Mean	STD	Median	College Level	Mean	STD	Median
13/23 (56.52%)	4.08	1.50	5.00	617	4.25	1.01	5.00	5,065	4.18	1.08	5.00

**19 - Normal 0 false false false EN-US JA X-NONE 1. Strengths of the course**

- Interesting, challenging
- We always knew what was going on and what was coming up
- Fantastic instructor, fantastic course material
- none

**20 - Normal 0 false false false EN-US JA X-NONE 1. Strengths of the instructor**

- Thorough, informative
- Presentations were decent
- Excellent notes, organized lectures, easy to follow along. Best philosophy professor I've had at Loyola!
- Best instructor I have had at Loyola so far.
- Extremely engaging, I could not ask for a better instructor. Admittedly, Professor Bayer's teaching style may not be as beneficial to everyone, but his very decisiveness and questioning makes this course very fun.
- N/A
- none
- Very passionate and master of his field. Cares about his students

**21 - Normal 0 false false false EN-US JA X-NONE 1. Weaknesses of the course**

- n/a
- The online discussions were not helpful at all and neither were the quizzes
- None
- N/A
- none

**22 - Normal 0 false false false EN-US JA X-NONE 1. Weaknesses of the instructor**

- n/a
- Worded things oddly, slightly abrasive, showed clear favoritism towards ideas and students; incredibly judgmental of, bias towards, and immensely ignorant about the city of New Orleans
- None
- N/A
- none

**Loyola University New Orleans**  
**Spring 2016 - College of Arts and Sciences**

---

**Course:** 16S-PHIL-W252-002: MAKING MORAL DECISIONS

**Instructor:** Benjamin Bayer \*

---

**23 - Suggested improvements for the course**

- n/a
- Less online interaction, more physical/in person grades
- None
- N/A
- none

**24 - Suggested improvements for the instructor**

- n/a
- Be mannerable, don't talk to people like they're stupid, don't be so judgemental. Teach the class and the ideas, but don't throw the morals back in people's faces
- None
- N/A
- none

**Loyola University New Orleans**  
**Spring 2016 - College of Arts and Sciences**

**Course:** 16S-PHIL-U294-001: PHILOSOPHICAL THEMES IN AYN RAND

**Instructor:** Benjamin Bayer \*

**1 - This course stimulated critical, analytical, creative, and/or independent thinking.**

Response Option	Weight	Frequency	Percent	Percent Responses					Means		
Strongly agree	(5)	9	81.82%						4.55	4.41	4.28
Agree	(4)	1	9.09%								
Neutral	(3)	0	0%								
Disagree	(2)	0	0%								
Strongly disagree	(1)	1	9.09%								
				0	25	50	75	100	Instructor	Department Level	College Level
Return Rate	Mean	STD	Median	Department Level	Mean	STD	Median	College Level	Mean	STD	Median
11/17 (64.71%)	4.55	1.21	5.00	636	4.41	0.82	5.00	5,267	4.28	0.94	5.00

**2 - 1. The course syllabus made the objectives and requirements of this course clear.**

Response Option	Weight	Frequency	Percent	Percent Responses					Means		
Strongly agree	(5)	7	63.64%						4.27	4.40	4.30
Agree	(4)	2	18.18%								
Neutral	(3)	0	0%								
Disagree	(2)	2	18.18%								
Strongly disagree	(1)	0	0%								
				0	25	50	75	100	Instructor	Department Level	College Level
Return Rate	Mean	STD	Median	Department Level	Mean	STD	Median	College Level	Mean	STD	Median
11/17 (64.71%)	4.27	1.19	5.00	631	4.40	0.83	5.00	5,157	4.30	0.93	5.00

**3 - 1. There was considerable agreement between the announced objectives and what was actually covered.**

Response Option	Weight	Frequency	Percent	Percent Responses					Means		
Strongly agree	(5)	7	63.64%						4.55	4.44	4.31
Agree	(4)	3	27.27%								
Neutral	(3)	1	9.09%								
Disagree	(2)	0	0%								
Strongly disagree	(1)	0	0%								
				0	25	50	75	100	Instructor	Department Level	College Level
Return Rate	Mean	STD	Median	Department Level	Mean	STD	Median	College Level	Mean	STD	Median
11/17 (64.71%)	4.55	0.89	5.00	625	4.44	0.78	5.00	5,113	4.31	0.90	5.00

**4 - The textbooks and teaching materials were beneficial.**

Response Option	Weight	Frequency	Percent	Percent Responses					Means		
Strongly agree	(5)	8	72.73%						4.45	4.27	4.12
Agree	(4)	2	18.18%								
Neutral	(3)	0	0%								
Disagree	(2)	0	0%								
Strongly disagree	(1)	1	9.09%								
				0	25	50	75	100	Instructor	Department Level	College Level
Return Rate	Mean	STD	Median	Department Level	Mean	STD	Median	College Level	Mean	STD	Median
11/17 (64.71%)	4.45	1.21	5.00	625	4.27	0.92	5.00	5,088	4.12	1.01	4.00

**Loyola University New Orleans**  
**Spring 2016 - College of Arts and Sciences**

**Course:** 16S-PHIL-U294-001: PHILOSOPHICAL THEMES IN AYN RAND

**Instructor:** Benjamin Bayer \*

**5 - 1. The examinations, tests, papers, projects, and class discussions were representative of the course content.**

Response Option				Weight	Frequency	Percent	Percent Responses			Means		
Strongly agree	(5)	5	45.45%						3.91	4.39	4.29	
Agree	(4)	2	18.18%									
Neutral	(3)	3	27.27%									
Disagree	(2)	0	0%									
Strongly disagree	(1)	1	9.09%									
					0	25	50	75	100	Instructor	Department Level	College Level
Return Rate	Mean	STD	Median	Department Level	Mean	STD	Median	College Level	Mean	STD	Median	
11/17 (64.71%)	3.91	1.30	4.00	619	4.39	0.83	5.00	5,070	4.29	0.91	5.00	

**6 - 1. The policy for late work and make-up assignments was clear.**

Response Option				Weight	Frequency	Percent	Percent Responses			Means		
Strongly agree	(5)	8	72.73%						4.64	4.37	4.22	
Agree	(4)	2	18.18%									
Neutral	(3)	1	9.09%									
Disagree	(2)	0	0%									
Strongly disagree	(1)	0	0%									
					0	25	50	75	100	Instructor	Department Level	College Level
Return Rate	Mean	STD	Median	Department Level	Mean	STD	Median	College Level	Mean	STD	Median	
11/17 (64.71%)	4.64	0.67	5.00	618	4.37	0.81	5.00	5,068	4.22	0.91	4.00	

**7 - 1. If writing was a component of this class, it was a valuable learning experience.**

Response Option				Weight	Frequency	Percent	Percent Responses			Means		
Strongly agree	(5)	9	81.82%						4.55	4.24	4.12	
Agree	(4)	1	9.09%									
Neutral	(3)	0	0%									
Disagree	(2)	0	0%									
Strongly disagree	(1)	1	9.09%									
					0	25	50	75	100	Instructor	Department Level	College Level
Return Rate	Mean	STD	Median	Department Level	Mean	STD	Median	College Level	Mean	STD	Median	
11/17 (64.71%)	4.55	1.21	5.00	618	4.24	0.89	4.00	5,008	4.12	0.99	4.00	

**8 - If oral presentation was a component of this class, it was a valuable learning experience.**

Response Option				Weight	Frequency	Percent	Percent Responses			Means		
Strongly agree	(5)	1	9.09%						3.09	3.88	3.87	
Agree	(4)	1	9.09%									
Neutral	(3)	8	72.73%									
Disagree	(2)	0	0%									
Strongly disagree	(1)	1	9.09%									
					0	25	50	75	100	Instructor	Department Level	College Level
Return Rate	Mean	STD	Median	Department Level	Mean	STD	Median	College Level	Mean	STD	Median	
11/17 (64.71%)	3.09	0.94	3.00	602	3.88	0.99	4.00	4,930	3.87	1.00	4.00	

**Loyola University New Orleans**  
**Spring 2016 - College of Arts and Sciences**

**Course:** 16S-PHIL-U294-001: PHILOSOPHICAL THEMES IN AYN RAND

**Instructor:** Benjamin Bayer \*

**9 - 1. The course was intellectually very challenging.**

Response Option	Weight	Frequency	Percent	Percent Responses					Means		
Strongly agree	(5)	8	80%						4.50	4.31	4.17
Agree	(4)	1	10%								
Neutral	(3)	0	0%								
Disagree	(2)	0	0%								
Strongly disagree	(1)	1	10%								
				0	25	50	75	100	Instructor	Department Level	College Level
Return Rate	Mean	STD	Median	Department Level	Mean	STD	Median	College Level	Mean	STD	Median
10/17 (58.82%)	4.50	1.27	5.00	619	4.31	0.89	5.00	5,070	4.17	0.98	4.00

**10 - 1. The instructor clearly described the grading procedures and policies.**

Response Option	Weight	Frequency	Percent	Percent Responses					Means		
Strongly agree	(5)	8	72.73%						4.45	4.35	4.22
Agree	(4)	2	18.18%								
Neutral	(3)	0	0%								
Disagree	(2)	0	0%								
Strongly disagree	(1)	1	9.09%								
				0	25	50	75	100	Instructor	Department Level	College Level
Return Rate	Mean	STD	Median	Department Level	Mean	STD	Median	College Level	Mean	STD	Median
11/17 (64.71%)	4.45	1.21	5.00	619	4.35	0.82	5.00	5,064	4.22	0.94	4.00

**11 - 1. The instructor followed the described grading procedure.**

Response Option	Weight	Frequency	Percent	Percent Responses					Means		
Strongly agree	(5)	7	70%						4.60	4.39	4.28
Agree	(4)	2	20%								
Neutral	(3)	1	10%								
Disagree	(2)	0	0%								
Strongly disagree	(1)	0	0%								
				0	25	50	75	100	Instructor	Department Level	College Level
Return Rate	Mean	STD	Median	Department Level	Mean	STD	Median	College Level	Mean	STD	Median
10/17 (58.82%)	4.60	0.70	5.00	619	4.39	0.78	5.00	5,058	4.28	0.88	4.00

**12 - 1. The instructor made helpful comments on or about papers and exams.**

Response Option	Weight	Frequency	Percent	Percent Responses					Means		
Strongly agree	(5)	9	81.82%						4.73	4.21	4.11
Agree	(4)	1	9.09%								
Neutral	(3)	1	9.09%								
Disagree	(2)	0	0%								
Strongly disagree	(1)	0	0%								
				0	25	50	75	100	Instructor	Department Level	College Level
Return Rate	Mean	STD	Median	Department Level	Mean	STD	Median	College Level	Mean	STD	Median
11/17 (64.71%)	4.73	0.85	5.00	620	4.21	0.98	4.00	5,064	4.11	1.04	4.00

**Loyola University New Orleans**  
**Spring 2016 - College of Arts and Sciences**

**Course:** 16S-PHIL-U294-001: PHILOSOPHICAL THEMES IN AYN RAND

**Instructor:** Benjamin Bayer \*

**13 - 1. The instructor stimulated critical, analytical, creative, and independent thinking.**

Response Option	Weight	Frequency	Percent	Percent Responses					Means		
Strongly agree	(5)	9	81.82%						4.55	4.40	4.28
Agree	(4)	1	9.09%								
Neutral	(3)	0	0%								
Disagree	(2)	0	0%								
Strongly disagree	(1)	1	9.09%								
				0	25	50	75	100	Instructor	Department Level	College Level
Return Rate	Mean	STD	Median	Department Level	Mean	STD	Median	College Level	Mean	STD	Median
11/17 (64.71%)	4.55	1.21	5.00	616	4.40	0.85	5.00	5,052	4.28	0.95	5.00

**14 - 1. The instructor communicated the subject matter effectively.**

Response Option	Weight	Frequency	Percent	Percent Responses					Means		
Strongly agree	(5)	6	60%						4.30	4.33	4.22
Agree	(4)	3	30%								
Neutral	(3)	0	0%								
Disagree	(2)	0	0%								
Strongly disagree	(1)	1	10%								
				0	25	50	75	100	Instructor	Department Level	College Level
Return Rate	Mean	STD	Median	Department Level	Mean	STD	Median	College Level	Mean	STD	Median
10/17 (58.82%)	4.30	1.25	5.00	620	4.33	0.93	5.00	5,068	4.22	1.02	5.00

**15 - 1. The instructor made adequate provision for consultation and assistance.**

Response Option	Weight	Frequency	Percent	Percent Responses					Means		
Strongly agree	(5)	8	72.73%						4.64	4.35	4.25
Agree	(4)	2	18.18%								
Neutral	(3)	1	9.09%								
Disagree	(2)	0	0%								
Strongly disagree	(1)	0	0%								
				0	25	50	75	100	Instructor	Department Level	College Level
Return Rate	Mean	STD	Median	Department Level	Mean	STD	Median	College Level	Mean	STD	Median
11/17 (64.71%)	4.64	0.67	5.00	615	4.35	0.82	5.00	5,039	4.25	0.91	4.00

**16 - 1. The instructor was punctual in correcting tests and papers.**

Response Option	Weight	Frequency	Percent	Percent Responses					Means		
Strongly agree	(5)	8	72.73%						4.64	4.23	4.23
Agree	(4)	2	18.18%								
Neutral	(3)	1	9.09%								
Disagree	(2)	0	0%								
Strongly disagree	(1)	0	0%								
				0	25	50	75	100	Instructor	Department Level	College Level
Return Rate	Mean	STD	Median	Department Level	Mean	STD	Median	College Level	Mean	STD	Median
11/17 (64.71%)	4.64	0.67	5.00	615	4.23	0.91	4.00	5,048	4.23	0.93	4.00



**Loyola University New Orleans**  
**Spring 2016 - College of Arts and Sciences**

**Course:** 16S-PHIL-U294-001: PHILOSOPHICAL THEMES IN AYN RAND

**Instructor:** Benjamin Bayer \*

**17 - 1. The instructor treated students fairly and equally.**

Response Option	Weight	Frequency	Percent	Percent Responses					Means			
Strongly agree	(5)	6	60%							4.50	4.44	4.38
Agree	(4)	3	30%									
Neutral	(3)	1	10%									
Disagree	(2)	0	0%									
Strongly disagree	(1)	0	0%									
				0	25	50	75	100	Instructor	Department Level	College Level	
Return Rate	Mean	STD	Median	Department Level	Mean	STD	Median	College Level	Mean	STD	Median	
10/17 (58.82%)	4.50	0.71	5.00	614	4.44	0.78	5.00	5,044	4.38	0.88	5.00	

**18 - 1. I would recommend this instructor to other students.**

Response Option	Weight	Frequency	Percent	Percent Responses					Means			
Strongly agree	(5)	6	60%							4.20	4.25	4.18
Agree	(4)	2	20%									
Neutral	(3)	1	10%									
Disagree	(2)	0	0%									
Strongly disagree	(1)	1	10%									
				0	25	50	75	100	Instructor	Department Level	College Level	
Return Rate	Mean	STD	Median	Department Level	Mean	STD	Median	College Level	Mean	STD	Median	
10/17 (58.82%)	4.20	1.32	5.00	617	4.25	1.01	5.00	5,065	4.18	1.08	5.00	

**19 - Normal 0 false false false EN-US JA X-NONE 1. Strengths of the course**

- Most interesting class I have taken yet
- Class discussion worked well
- Forces you to think critically about philosophy and ethics.
- We read over one thousand pages of dense, philosophical fiction in a Spring semester. We broke the piece down into smaller parts and analyzed philosophy in a new and thrilling way. Need I say more?
- One of the most in-depth and exhilarating courses in philosophy I have ever taken. The book that was used as the text book was impossible to put down, and what made it even greater was that there was an entire philosophy within the story. The course dove into this philosophy with great accuracy and was a ton of fun to learn.
- Having the students read some philosophical works alongside Rand's to identify the clash of ideas between the two was well handled.
- This course made me appreciate my other classes.
- Not only introduced Ayn Rand's philosophy, but connected the philosophy of other major philosophers to her beliefs. Gave real-world situations to apply the philosophy, making it much easier to understand. Treating it as a combination of a philosophy class and an analysis of a mystery novel kept students excited and engaged. It also did really well at promoting discussion, since the lectures were created in a step by step process. We were allowed to come to conclusions on our own through our own arguments, rather than just being told what Rand believes.

**20 - Normal 0 false false false EN-US JA X-NONE 1. Strengths of the instructor**

- Great teacher
- Clear expectations and communication skills.
- Fostered discussion; provided ample opportunities to discuss papers and assignments
- Philosophically, the instructor strongly encourages you to think, and also challenges your ways of thinking. Insightful and passionate about the subject material and goals of the course.
- I have encountered none but amazing Philosophy, Religion, and Ethics teachers during my time at Loyola. Dr. Bayer was no exception. Maybe it is something about the Bobet building, but he exceeded my expectations of the Philosophy professor. He was so passionate, attentive, organized, thoughtful, motivating, and genuinely interested in the students and how we were taking in the information he was delivering. He started class on time (to the second!) and from the second we started to the second we ended, he had slides, secondary readings and notes for us to critically follow along with. All of his information was posted on Blackboard. He even audio recorded class, in case one of us had to miss. So that we could actually re-live the classes we were absent for! He never wasted my time, and it encouraged me to not waste his or my classmates.
- Dr. Bayer is extremely knowledgeable on the philosophy of the book as well as the other philosophers we discussed alongside the book. He is a very energetic teacher and engages every student with the complexity of the philosophy. He is very helpful with writing papers. He allowed us to submit outlines and meet with him several times before the final submission to ensure the paper was of high quality and that we understood the material. Would highly recommend this professor.
- Clearly understood the book well and well enough to convey that knowledge to the class when needed, though instead promoted discussion so that the students could gain their knowledge on their own.
- 404 Error - Not Found
- Dr. Bayer was incredibly enthusiastic about this book and about Ayn Rand in general, and it was contagious. Again, he did really well at making us think for ourselves using some of the information he has helped us see, which really make us feel like we were learning and accomplishing something. He was really good at promoting thinking even on online discussions and paper proposals. He really wanted to discuss our papers to make sure we were proud of what we learned, not just trying to get a grade.

**Loyola University New Orleans**  
**Spring 2016 - College of Arts and Sciences**

**Course:** 16S-PHIL-U294-001: PHILOSOPHICAL THEMES IN AYN RAND

**Instructor:** Benjamin Bayer \*

**21 - Normal 0 false false false EN-US JA X-NONE 1. Weaknesses of the course**

- Too heavy of a workload
- It's a lengthy book which doesn't leave room for other discussions during class.
- Online discussions often seem forced
- The course is rigorous and challenging to do well in. This is indeed not a weakness, however, it is more difficult than the majority of classes I have taken at Loyola.
- The course seemed like it would be overwhelming - work wise. In the end, it was not. The course was more than manageable. I personally can't stand forced "discussion board" kind of things, and it is not because I don't love a good discussion. But instead because I don't want to talk at a bunch of people who don't care about the class and I feel that most people don't or they want to talk about things that I don't care about. I talk to strangers about the weather and local news (maybe), but I don't want to talk to a random so and so about philosophy and what I think I believe. I do much better with voicing my opinion to humans who care about those things too, and that unfortunately is not made clear until the course goes on and you learn who your friends are. If the discussion board idea was kept in the mix, maybe Dr. Bayer could post three questions for us to answer and go from there. requiring an answer to one of the questions and then a response to someone else's answer. That might work a little better.
- It required a lot of reading, but the book was hard to put down so it was not always a difficult thing to do.
- Having the philosophic texts be optional was likely a poor choice. I definitely understand not wanting to overload the student with work, but I feel that it being optional the student would likely not read it, thus missing some crucial learning about the other philosophies Rand counters.
- The online discussion board is a terrible concept. Do away with it. In class discussion is enough. It provides for a more connected forum. Get rid of the online discussion groups.

**22 - Normal 0 false false false EN-US JA X-NONE 1. Weaknesses of the instructor**

- Sometimes looks for a very specific answer, and it can lead to a halt in class discussion as everyone tries to figure out what he's looking for
- n/a
- None.
- This is philosophy, where there is no concrete answer for a theory, and you do not have all of the answers, regardless of your feelings on Rand and how much you have looked into her teaching. You are the teacher and the student.

**23 - Suggested improvements for the course**

- Concentrating less on the plot line of the novel and the bigger themes. More activities or guided discussions instead of hey what do you think about this?
- Make more clear the philosophical themes which are discussed and emphasized in the course.
- Options for secondary readings: provide the philosophical points only in the power points; make them REQUIRED; OR give more value to reading them! But it was great how one of the tests was only secondary reading philosophy. Had I studied harder, I would be walking away with even MORE information than I already have stowed away. Another idea I had was honing in on 3-5 themes in particular which the novel presents and stay focused on those. We covered so many philosophical ideas, maybe it was just too much to take on?
- Make two Rand courses each semester. In the Spring discuss The Fountainhead and in the Fall discuss Atlas Shrugged.
- It would be better to have to no online discussion group.

**24 - Suggested improvements for the instructor**

- Better time management
- By the end of the semester, I think Dr. Bayer was figuring out how to allow a little more time for the class to discuss the book amongst ourselves in the class. Maybe it worked out because we all got to know each other so well that people started opening up more. But I personally love open discussion and I think more of it might help out get people excited.
- None.
- I know you love Rand, but it would be nice to use a more Socratic method of accepting or rejecting student's answers in class. For example, if a student makes a point, don't say, "mmm, not quite." or, "no." use that as an opportunity to build one student's answers off of another's, and be excited when they do.

**25 - This course stimulated critical, analytical, creative, and/or independent thinking.**

Response Option	Weight	Frequency	Percent	Percent Responses			Means				
Strongly agree	(5)	9	90%				4.60	4.37	4.18		
Agree	(4)	0	0%								
Neutral	(3)	0	0%								
Disagree	(2)	0	0%								
Strongly disagree	(1)	1	10%								
				0	25	50	75	100	Instructor	Department Level	College Level
Return Rate	Mean	STD	Median	Department Level	Mean	STD	Median	College Level	Mean	STD	Median
10/17 (58.82%)	4.60	1.26	5.00	351	4.37	0.86	5.00	1,555	4.18	1.02	4.00

**Loyola University New Orleans**  
**Spring 2016 - College of Arts and Sciences**

**Course:** 16S-PHIL-U294-001: PHILOSOPHICAL THEMES IN AYN RAND

**Instructor:** Benjamin Bayer \*

**26 - 1. This course challenged me to think critically.**

Response Option				Weight	Frequency	Percent	Percent Responses			Means		
Strongly agree	(5)	9	90%					4.60	4.35	4.16		
Agree	(4)	0	0%									
Neutral	(3)	0	0%									
Disagree	(2)	0	0%									
Strongly disagree	(1)	1	10%									
					0	25	50	75	100	Instructor	Department Level	College Level
Return Rate	Mean	STD	Median	Department Level	Mean	STD	Median	College Level	Mean	STD	Median	
10/17 (58.82%)	4.60	1.28	5.00	355	4.35	0.90	5.00	1,562	4.16	1.01	4.00	

**27 - 1. This course challenged me to communicate effectively.**

Response Option				Weight	Frequency	Percent	Percent Responses			Means		
Strongly agree	(5)	6	60%					4.20	4.13	4.02		
Agree	(4)	2	20%									
Neutral	(3)	1	10%									
Disagree	(2)	0	0%									
Strongly disagree	(1)	1	10%									
					0	25	50	75	100	Instructor	Department Level	College Level
Return Rate	Mean	STD	Median	Department Level	Mean	STD	Median	College Level	Mean	STD	Median	
10/17 (58.82%)	4.20	1.32	5.00	350	4.13	0.98	4.00	1,554	4.02	1.04	4.00	

**28 - 1. This course challenged me to use quantitative reasoning.**

Response Option				Weight	Frequency	Percent	Percent Responses			Means		
Strongly agree	(5)	4	40%					3.80	4.09	3.91		
Agree	(4)	2	20%									
Neutral	(3)	3	30%									
Disagree	(2)	0	0%									
Strongly disagree	(1)	1	10%									
					0	25	50	75	100	Instructor	Department Level	College Level
Return Rate	Mean	STD	Median	Department Level	Mean	STD	Median	College Level	Mean	STD	Median	
10/17 (58.82%)	3.80	1.32	4.00	358	4.09	0.98	4.00	1,561	3.91	1.08	4.00	

**29 - 1. This course challenged me to use information literacy skills.**

Response Option				Weight	Frequency	Percent	Percent Responses			Means		
Strongly agree	(5)	6	60%					4.10	4.23	4.08		
Agree	(4)	1	10%									
Neutral	(3)	2	20%									
Disagree	(2)	0	0%									
Strongly disagree	(1)	1	10%									
					0	25	50	75	100	Instructor	Department Level	College Level
Return Rate	Mean	STD	Median	Department Level	Mean	STD	Median	College Level	Mean	STD	Median	
10/17 (58.82%)	4.10	1.37	5.00	359	4.23	0.92	4.00	1,569	4.08	1.00	4.00	

Loyola University New Orleans  
 Spring 2016 - College of Arts and Sciences

**Course:** 16S-PHIL-U294-001: PHILOSOPHICAL THEMES IN AYN RAND

**Instructor:** Benjamin Bayer \*

**30 - 1. This course challenged me to use ethical reasoning.**

Response Option	Weight	Frequency	Percent	Percent Responses			Means				
Strongly agree	(5)	7	70%				4.30	4.33	4.07		
Agree	(4)	1	10%								
Neutral	(3)	1	10%								
Disagree	(2)	0	0%								
Strongly disagree	(1)	1	10%								
				0	25	50	75	100	Instructor	Department Level	College Level
Return Rate	Mean	STD	Median	Department Level	Mean	STD	Median	College Level	Mean	STD	Median
10/17 (58.82%)	4.30	1.34	5.00	357	4.33	0.85	5.00	1,577	4.07	1.02	4.00

**Loyola University New Orleans**  
**Spring 2016 - College of Arts and Sciences**

**Course:** 16S-PHIL-U294-052: PHILOSOPHICAL THEMES IN AYN RAND

**Instructor:** Benjamin Bayer \*

**1 - This course stimulated critical, analytical, creative, and/or independent thinking.**

Response Option	Weight	Frequency	Percent	Percent Responses					Means		
Strongly agree	(5)	1	33.33%						4.33	4.41	4.28
Agree	(4)	2	66.67%								
Neutral	(3)	0	0%								
Disagree	(2)	0	0%								
Strongly disagree	(1)	0	0%								
				0	25	50	75	100	Instructor	Department Level	College Level
Return Rate	Mean	STD	Median	Department Level	Mean	STD	Median	College Level	Mean	STD	Median
3/7 (42.86%)	4.33	0.58	4.00	636	4.41	0.82	5.00	5,267	4.28	0.94	5.00

**2 - 1. The course syllabus made the objectives and requirements of this course clear.**

Response Option	Weight	Frequency	Percent	Percent Responses					Means		
Strongly agree	(5)	1	33.33%						4.33	4.40	4.30
Agree	(4)	2	66.67%								
Neutral	(3)	0	0%								
Disagree	(2)	0	0%								
Strongly disagree	(1)	0	0%								
				0	25	50	75	100	Instructor	Department Level	College Level
Return Rate	Mean	STD	Median	Department Level	Mean	STD	Median	College Level	Mean	STD	Median
3/7 (42.86%)	4.33	0.58	4.00	631	4.40	0.83	5.00	5,157	4.30	0.93	5.00

**3 - 1. There was considerable agreement between the announced objectives and what was actually covered.**

Response Option	Weight	Frequency	Percent	Percent Responses					Means		
Strongly agree	(5)	1	33.33%						4.33	4.44	4.31
Agree	(4)	2	66.67%								
Neutral	(3)	0	0%								
Disagree	(2)	0	0%								
Strongly disagree	(1)	0	0%								
				0	25	50	75	100	Instructor	Department Level	College Level
Return Rate	Mean	STD	Median	Department Level	Mean	STD	Median	College Level	Mean	STD	Median
3/7 (42.86%)	4.33	0.58	4.00	625	4.44	0.78	5.00	5,113	4.31	0.90	5.00

**4 - The textbooks and teaching materials were beneficial.**

Response Option	Weight	Frequency	Percent	Percent Responses					Means		
Strongly agree	(5)	1	33.33%						4.33	4.27	4.12
Agree	(4)	2	66.67%								
Neutral	(3)	0	0%								
Disagree	(2)	0	0%								
Strongly disagree	(1)	0	0%								
				0	25	50	75	100	Instructor	Department Level	College Level
Return Rate	Mean	STD	Median	Department Level	Mean	STD	Median	College Level	Mean	STD	Median
3/7 (42.86%)	4.33	0.58	4.00	625	4.27	0.92	5.00	5,088	4.12	1.01	4.00

Loyola University New Orleans  
Spring 2016 - College of Arts and Sciences

Course: 16S-PHIL-U294-052: PHILOSOPHICAL THEMES IN AYN RAND

Instructor: Benjamin Bayer \*

5 - 1. The examinations, tests, papers, projects, and class discussions were representative of the course content.

Response Option	Weight	Frequency	Percent	Percent Responses					Means		
Strongly agree	(5)	1	33.33%						4.33	4.39	4.29
Agree	(4)	2	66.67%								
Neutral	(3)	0	0%								
Disagree	(2)	0	0%								
Strongly disagree	(1)	0	0%								
				0	25	50	75	100	Instructor	Department Level	College Level
Return Rate	Mean	STD	Median	Department Level	Mean	STD	Median	College Level	Mean	STD	Median
3/7 (42.86%)	4.33	0.58	4.00	619	4.39	0.83	5.00	5,070	4.29	0.91	5.00

6 - 1. The policy for late work and make-up assignments was clear.

Response Option	Weight	Frequency	Percent	Percent Responses					Means		
Strongly agree	(5)	1	50%						4.50	4.37	4.22
Agree	(4)	1	50%								
Neutral	(3)	0	0%								
Disagree	(2)	0	0%								
Strongly disagree	(1)	0	0%								
				0	25	50	75	100	Instructor	Department Level	College Level
Return Rate	Mean	STD	Median	Department Level	Mean	STD	Median	College Level	Mean	STD	Median
2/7 (28.57%)	4.50	0.71	4.50	618	4.37	0.81	5.00	5,068	4.22	0.91	4.00

7 - 1. If writing was a component of this class, it was a valuable learning experience.

Response Option	Weight	Frequency	Percent	Percent Responses					Means		
Strongly agree	(5)	1	33.33%						4.33	4.24	4.12
Agree	(4)	2	66.67%								
Neutral	(3)	0	0%								
Disagree	(2)	0	0%								
Strongly disagree	(1)	0	0%								
				0	25	50	75	100	Instructor	Department Level	College Level
Return Rate	Mean	STD	Median	Department Level	Mean	STD	Median	College Level	Mean	STD	Median
3/7 (42.86%)	4.33	0.58	4.00	618	4.24	0.89	4.00	5,008	4.12	0.99	4.00

8 - If oral presentation was a component of this class, it was a valuable learning experience.

Response Option	Weight	Frequency	Percent	Percent Responses					Means		
Strongly agree	(5)	0	0%						3.33	3.88	3.87
Agree	(4)	1	33.33%								
Neutral	(3)	2	66.67%								
Disagree	(2)	0	0%								
Strongly disagree	(1)	0	0%								
				0	25	50	75	100	Instructor	Department Level	College Level
Return Rate	Mean	STD	Median	Department Level	Mean	STD	Median	College Level	Mean	STD	Median
3/7 (42.86%)	3.33	0.58	3.00	602	3.88	0.99	4.00	4,930	3.87	1.00	4.00

**Loyola University New Orleans**  
**Spring 2016 - College of Arts and Sciences**

**Course:** 16S-PHIL-U294-052: PHILOSOPHICAL THEMES IN AYN RAND

**Instructor:** Benjamin Bayer \*

**9 - 1. The course was intellectually very challenging.**

Response Option				Weight	Frequency	Percent	Percent Responses				Means		
Strongly agree	(5)	2	66.67%						4.67	4.31	4.17		
Agree	(4)	1	33.33%										
Neutral	(3)	0	0%										
Disagree	(2)	0	0%										
Strongly disagree	(1)	0	0%										
0 25 50 75 100											Instructor	Department Level	College Level
Return Rate	Mean	STD	Median	Department Level	Mean	STD	Median	College Level	Mean	STD	Median		
3/7 (42.86%)	4.67	0.58	5.00	619	4.31	0.89	5.00	5,070	4.17	0.98	4.00		

**10 - 1. The instructor clearly described the grading procedures and policies.**

Response Option				Weight	Frequency	Percent	Percent Responses				Means		
Strongly agree	(5)	1	33.33%						4.33	4.35	4.22		
Agree	(4)	2	66.67%										
Neutral	(3)	0	0%										
Disagree	(2)	0	0%										
Strongly disagree	(1)	0	0%										
0 25 50 75 100											Instructor	Department Level	College Level
Return Rate	Mean	STD	Median	Department Level	Mean	STD	Median	College Level	Mean	STD	Median		
3/7 (42.86%)	4.33	0.58	4.00	619	4.35	0.82	5.00	5,064	4.22	0.94	4.00		

**11 - 1. The instructor followed the described grading procedure.**

Response Option				Weight	Frequency	Percent	Percent Responses				Means		
Strongly agree	(5)	1	33.33%						4.33	4.39	4.28		
Agree	(4)	2	66.67%										
Neutral	(3)	0	0%										
Disagree	(2)	0	0%										
Strongly disagree	(1)	0	0%										
0 25 50 75 100											Instructor	Department Level	College Level
Return Rate	Mean	STD	Median	Department Level	Mean	STD	Median	College Level	Mean	STD	Median		
3/7 (42.86%)	4.33	0.58	4.00	619	4.39	0.78	5.00	5,058	4.28	0.88	4.00		

**12 - 1. The instructor made helpful comments on or about papers and exams.**

Response Option				Weight	Frequency	Percent	Percent Responses				Means		
Strongly agree	(5)	2	66.67%						4.67	4.21	4.11		
Agree	(4)	1	33.33%										
Neutral	(3)	0	0%										
Disagree	(2)	0	0%										
Strongly disagree	(1)	0	0%										
0 25 50 75 100											Instructor	Department Level	College Level
Return Rate	Mean	STD	Median	Department Level	Mean	STD	Median	College Level	Mean	STD	Median		
3/7 (42.86%)	4.67	0.58	5.00	620	4.21	0.98	4.00	5,064	4.11	1.04	4.00		

Loyola University New Orleans  
Spring 2016 - College of Arts and Sciences

Course: 16S-PHIL-U294-052: PHILOSOPHICAL THEMES IN AYN RAND

Instructor: Benjamin Bayer \*

13 - 1. The instructor stimulated critical, analytical, creative, and independent thinking.

Response Option	Weight	Frequency	Percent	Percent Responses					Means		
Strongly agree	(5)	1	33.33%						4.33	4.40	4.28
Agree	(4)	2	66.67%								
Neutral	(3)	0	0%								
Disagree	(2)	0	0%								
Strongly disagree	(1)	0	0%								
				0	25	50	75	100	Instructor	Department Level	College Level
Return Rate	Mean	STD	Median	Department Level	Mean	STD	Median	College Level	Mean	STD	Median
3/7 (42.86%)	4.33	0.58	4.00	616	4.40	0.85	5.00	5,052	4.28	0.95	5.00

14 - 1. The instructor communicated the subject matter effectively.

Response Option	Weight	Frequency	Percent	Percent Responses					Means		
Strongly agree	(5)	1	33.33%						4.33	4.33	4.22
Agree	(4)	2	66.67%								
Neutral	(3)	0	0%								
Disagree	(2)	0	0%								
Strongly disagree	(1)	0	0%								
				0	25	50	75	100	Instructor	Department Level	College Level
Return Rate	Mean	STD	Median	Department Level	Mean	STD	Median	College Level	Mean	STD	Median
3/7 (42.86%)	4.33	0.58	4.00	620	4.33	0.93	5.00	5,068	4.22	1.02	5.00

15 - 1. The instructor made adequate provision for consultation and assistance.

Response Option	Weight	Frequency	Percent	Percent Responses					Means		
Strongly agree	(5)	2	66.67%						4.67	4.35	4.25
Agree	(4)	1	33.33%								
Neutral	(3)	0	0%								
Disagree	(2)	0	0%								
Strongly disagree	(1)	0	0%								
				0	25	50	75	100	Instructor	Department Level	College Level
Return Rate	Mean	STD	Median	Department Level	Mean	STD	Median	College Level	Mean	STD	Median
3/7 (42.86%)	4.67	0.58	5.00	615	4.35	0.82	5.00	5,039	4.25	0.91	4.00

16 - 1. The instructor was punctual in correcting tests and papers.

Response Option	Weight	Frequency	Percent	Percent Responses					Means		
Strongly agree	(5)	1	33.33%						4.33	4.23	4.23
Agree	(4)	2	66.67%								
Neutral	(3)	0	0%								
Disagree	(2)	0	0%								
Strongly disagree	(1)	0	0%								
				0	25	50	75	100	Instructor	Department Level	College Level
Return Rate	Mean	STD	Median	Department Level	Mean	STD	Median	College Level	Mean	STD	Median
3/7 (42.86%)	4.33	0.58	4.00	615	4.23	0.91	4.00	5,048	4.23	0.93	4.00



**Loyola University New Orleans**  
**Spring 2016 - College of Arts and Sciences**

**Course:** 16S-PHIL-U294-052: PHILOSOPHICAL THEMES IN AYN RAND

**Instructor:** Benjamin Bayer \*

**17 - 1. The instructor treated students fairly and equally.**

Response Option	Weight	Frequency	Percent	Percent Responses					Means		
Strongly agree	(5)	1	33.33%						4.33	4.44	4.38
Agree	(4)	2	66.67%								
Neutral	(3)	0	0%								
Disagree	(2)	0	0%								
Strongly disagree	(1)	0	0%								
				0	25	50	75	100	Instructor	Department Level	College Level
Return Rate	Mean	STD	Median	Department Level	Mean	STD	Median	College Level	Mean	STD	Median
3/7 (42.86%)	4.33	0.58	4.00	614	4.44	0.78	5.00	5,044	4.38	0.88	5.00

**18 - 1. I would recommend this instructor to other students.**

Response Option	Weight	Frequency	Percent	Percent Responses					Means		
Strongly agree	(5)	1	33.33%						4.33	4.25	4.18
Agree	(4)	2	66.67%								
Neutral	(3)	0	0%								
Disagree	(2)	0	0%								
Strongly disagree	(1)	0	0%								
				0	25	50	75	100	Instructor	Department Level	College Level
Return Rate	Mean	STD	Median	Department Level	Mean	STD	Median	College Level	Mean	STD	Median
3/7 (42.86%)	4.33	0.58	4.00	617	4.25	1.01	5.00	5,065	4.18	1.08	5.00

**19 - Normal 0 false false false EN-US JA X-NONE 1. Strengths of the course**

• course material was engaging, utilized it outside of the classroom

**20 - Normal 0 false false false EN-US JA X-NONE 1. Strengths of the instructor**

• very knowledgeable about the subject, great lecture material

**21 - Normal 0 false false false EN-US JA X-NONE 1. Weaknesses of the course**

• could get dry at times  
 • Time slots. Class depends on group discussion. Less people take later classes.

**22 - Normal 0 false false false EN-US JA X-NONE 1. Weaknesses of the instructor**

• none

**23 - Suggested improvements for the course**

• utilize more exams to help reinforce some of the philosophical connections

**24 - Suggested improvements for the instructor**

• make material more applicable to everyday lives or creating your own personal philosophy  
 • None. Great course

**Loyola University New Orleans**  
**Spring 2016 - College of Arts and Sciences**

**Course:** 16S-PHIL-U294-052: PHILOSOPHICAL THEMES IN AYN RAND

**Instructor:** Benjamin Bayer \*

**25 - This course stimulated critical, analytical, creative, and/or independent thinking.**

Response Option	Weight	Frequency	Percent	Percent Responses					Means		
Strongly agree	(5)	2	100%						5.00	4.37	4.18
Agree	(4)	0	0%								
Neutral	(3)	0	0%								
Disagree	(2)	0	0%								
Strongly disagree	(1)	0	0%								
				0	25	50	75	100	Instructor	Department Level	College Level
Return Rate	Mean	STD	Median	Department Level	Mean	STD	Median	College Level	Mean	STD	Median
2/7 (28.57%)	5.00	0.00	5.00	351	4.37	0.88	5.00	1,555	4.18	1.02	4.00

**26 - 1. This course challenged me to think critically.**

Response Option	Weight	Frequency	Percent	Percent Responses					Means		
Strongly agree	(5)	2	100%						5.00	4.35	4.16
Agree	(4)	0	0%								
Neutral	(3)	0	0%								
Disagree	(2)	0	0%								
Strongly disagree	(1)	0	0%								
				0	25	50	75	100	Instructor	Department Level	College Level
Return Rate	Mean	STD	Median	Department Level	Mean	STD	Median	College Level	Mean	STD	Median
2/7 (28.57%)	5.00	0.00	5.00	355	4.35	0.90	5.00	1,562	4.16	1.01	4.00

**27 - 1. This course challenged me to communicate effectively.**

Response Option	Weight	Frequency	Percent	Percent Responses					Means		
Strongly agree	(5)	2	100%						5.00	4.13	4.02
Agree	(4)	0	0%								
Neutral	(3)	0	0%								
Disagree	(2)	0	0%								
Strongly disagree	(1)	0	0%								
				0	25	50	75	100	Instructor	Department Level	College Level
Return Rate	Mean	STD	Median	Department Level	Mean	STD	Median	College Level	Mean	STD	Median
2/7 (28.57%)	5.00	0.00	5.00	350	4.13	0.98	4.00	1,554	4.02	1.04	4.00

**28 - 1. This course challenged me to use quantitative reasoning.**

Response Option	Weight	Frequency	Percent	Percent Responses					Means		
Strongly agree	(5)	2	100%						5.00	4.09	3.91
Agree	(4)	0	0%								
Neutral	(3)	0	0%								
Disagree	(2)	0	0%								
Strongly disagree	(1)	0	0%								
				0	25	50	75	100	Instructor	Department Level	College Level
Return Rate	Mean	STD	Median	Department Level	Mean	STD	Median	College Level	Mean	STD	Median
2/7 (28.57%)	5.00	0.00	5.00	358	4.09	0.98	4.00	1,561	3.91	1.08	4.00

Loyola University New Orleans  
Spring 2016 - College of Arts and Sciences

Course: 16S-PHIL-U294-052: PHILOSOPHICAL THEMES IN AYN RAND

Instructor: Benjamin Bayer \*

29 - 1. This course challenged me to use information literacy skills.

Response Option	Weight	Frequency	Percent	Percent Responses					Means		
Strongly agree	(5)	2	100%								
Agree	(4)	0	0%								
Neutral	(3)	0	0%								
Disagree	(2)	0	0%								
Strongly disagree	(1)	0	0%								
				0	25	50	75	100	Instructor	Department Level	College Level
Return Rate	Mean	STD	Median	Department Level	Mean	STD	Median	College Level	Mean	STD	Median
2/7 (28.57%)	5.00	0.00	5.00	359	4.23	0.92	4.00	1,569	4.08	1.00	4.00

30 - 1. This course challenged me to use ethical reasoning.

Response Option	Weight	Frequency	Percent	Percent Responses					Means		
Strongly agree	(5)	2	100%								
Agree	(4)	0	0%								
Neutral	(3)	0	0%								
Disagree	(2)	0	0%								
Strongly disagree	(1)	0	0%								
				0	25	50	75	100	Instructor	Department Level	College Level
Return Rate	Mean	STD	Median	Department Level	Mean	STD	Median	College Level	Mean	STD	Median
2/7 (28.57%)	5.00	0.00	5.00	357	4.33	0.85	5.00	1,577	4.07	1.02	4.00

**Loyola University New Orleans**  
**Spring 2016 - College of Arts and Sciences**

**Course:** 16S-PHIL-A206-002: INTRO TO SYMBOLIC LOGIC

**Instructor:** Benjamin Bayer \*

**1 - This course stimulated critical, analytical, creative, and/or independent thinking.**

Response Option	Weight	Frequency	Percent	Percent Responses					Means		
Strongly agree	(5)	3	60%						4.60	4.41	4.28
Agree	(4)	2	40%								
Neutral	(3)	0	0%								
Disagree	(2)	0	0%								
Strongly disagree	(1)	0	0%								
				0	25	50	75	100	Instructor	Department Level	College Level
Return Rate	Mean	STD	Median	Department Level	Mean	STD	Median	College Level	Mean	STD	Median
5/8 (62.5%)	4.60	0.55	5.00	636	4.41	0.82	5.00	5,267	4.28	0.94	5.00

**2 - 1. The course syllabus made the objectives and requirements of this course clear.**

Response Option	Weight	Frequency	Percent	Percent Responses					Means		
Strongly agree	(5)	3	60%						4.00	4.40	4.30
Agree	(4)	1	20%								
Neutral	(3)	0	0%								
Disagree	(2)	0	0%								
Strongly disagree	(1)	1	20%								
				0	25	50	75	100	Instructor	Department Level	College Level
Return Rate	Mean	STD	Median	Department Level	Mean	STD	Median	College Level	Mean	STD	Median
5/8 (62.5%)	4.00	1.73	5.00	631	4.40	0.83	5.00	5,157	4.30	0.93	5.00

**3 - 1. There was considerable agreement between the announced objectives and what was actually covered.**

Response Option	Weight	Frequency	Percent	Percent Responses					Means		
Strongly agree	(5)	3	60%						4.60	4.44	4.31
Agree	(4)	2	40%								
Neutral	(3)	0	0%								
Disagree	(2)	0	0%								
Strongly disagree	(1)	0	0%								
				0	25	50	75	100	Instructor	Department Level	College Level
Return Rate	Mean	STD	Median	Department Level	Mean	STD	Median	College Level	Mean	STD	Median
5/8 (62.5%)	4.60	0.55	5.00	625	4.44	0.78	5.00	5,113	4.31	0.90	5.00

**4 - The textbooks and teaching materials were beneficial.**

Response Option	Weight	Frequency	Percent	Percent Responses					Means		
Strongly agree	(5)	2	40%						3.60	4.27	4.12
Agree	(4)	1	20%								
Neutral	(3)	1	20%								
Disagree	(2)	0	0%								
Strongly disagree	(1)	1	20%								
				0	25	50	75	100	Instructor	Department Level	College Level
Return Rate	Mean	STD	Median	Department Level	Mean	STD	Median	College Level	Mean	STD	Median
5/8 (62.5%)	3.60	1.67	4.00	625	4.27	0.92	5.00	5,088	4.12	1.01	4.00

**Loyola University New Orleans**  
**Spring 2016 - College of Arts and Sciences**

**Course:** 16S-PHIL-A206-002: INTRO TO SYMBOLIC LOGIC

**Instructor:** Benjamin Bayer \*

**5 - 1. The examinations, tests, papers, projects, and class discussions were representative of the course content.**

Response Option	Weight	Frequency	Percent	Percent Responses					Means		
Strongly agree	(5)	3	60%						4.60	4.39	4.29
Agree	(4)	2	40%								
Neutral	(3)	0	0%								
Disagree	(2)	0	0%								
Strongly disagree	(1)	0	0%								
				0	25	50	75	100	Instructor	Department Level	College Level
Return Rate	Mean	STD	Median	Department Level	Mean	STD	Median	College Level	Mean	STD	Median
5/8 (62.5%)	4.60	0.55	5.00	619	4.39	0.83	5.00	5,070	4.29	0.91	5.00

**6 - 1. The policy for late work and make-up assignments was clear.**

Response Option	Weight	Frequency	Percent	Percent Responses					Means		
Strongly agree	(5)	2	40%						4.20	4.37	4.22
Agree	(4)	2	40%								
Neutral	(3)	1	20%								
Disagree	(2)	0	0%								
Strongly disagree	(1)	0	0%								
				0	25	50	75	100	Instructor	Department Level	College Level
Return Rate	Mean	STD	Median	Department Level	Mean	STD	Median	College Level	Mean	STD	Median
5/8 (62.5%)	4.20	0.84	4.00	618	4.37	0.81	5.00	5,068	4.22	0.91	4.00

**7 - 1. If writing was a component of this class, it was a valuable learning experience.**

Response Option	Weight	Frequency	Percent	Percent Responses					Means		
Strongly agree	(5)	1	25%								
Agree	(4)	0	0%						3.00	4.24	4.12
Neutral	(3)	2	50%								
Disagree	(2)	0	0%								
Strongly disagree	(1)	1	25%								
				0	25	50	75	100	Instructor	Department Level	College Level
Return Rate	Mean	STD	Median	Department Level	Mean	STD	Median	College Level	Mean	STD	Median
4/8 (50%)	3.00	1.63	3.00	616	4.24	0.89	4.00	5,008	4.12	0.99	4.00

**8 - If oral presentation was a component of this class, it was a valuable learning experience.**

Response Option	Weight	Frequency	Percent	Percent Responses					Means		
Strongly agree	(5)	1	25%								
Agree	(4)	0	0%						3.00	3.88	3.87
Neutral	(3)	2	50%								
Disagree	(2)	0	0%								
Strongly disagree	(1)	1	25%								
				0	25	50	75	100	Instructor	Department Level	College Level
Return Rate	Mean	STD	Median	Department Level	Mean	STD	Median	College Level	Mean	STD	Median
4/8 (50%)	3.00	1.63	3.00	602	3.88	0.99	4.00	4,930	3.87	1.00	4.00

**Loyola University New Orleans**  
**Spring 2016 - College of Arts and Sciences**

**Course:** 16S-PHIL-A206-002: INTRO TO SYMBOLIC LOGIC

**Instructor:** Benjamin Bayer \*

**9 - 1. The course was intellectually very challenging.**

Response Option	Weight	Frequency	Percent	Percent Responses					Means		
Strongly agree	(5)	2	40%						4.40	4.31	4.17
Agree	(4)	3	60%								
Neutral	(3)	0	0%								
Disagree	(2)	0	0%								
Strongly disagree	(1)	0	0%								
				0	25	50	75	100	Instructor	Department Level	College Level
Return Rate	Mean	STD	Median	Department Level	Mean	STD	Median	College Level	Mean	STD	Median
5/8 (62.5%)	4.40	0.55	4.00	619	4.31	0.89	5.00	5,070	4.17	0.98	4.00

**10 - 1. The instructor clearly described the grading procedures and policies.**

Response Option	Weight	Frequency	Percent	Percent Responses					Means		
Strongly agree	(5)	2	40%						4.20	4.35	4.22
Agree	(4)	2	40%								
Neutral	(3)	1	20%								
Disagree	(2)	0	0%								
Strongly disagree	(1)	0	0%								
				0	25	50	75	100	Instructor	Department Level	College Level
Return Rate	Mean	STD	Median	Department Level	Mean	STD	Median	College Level	Mean	STD	Median
5/8 (62.5%)	4.20	0.84	4.00	619	4.35	0.82	5.00	5,064	4.22	0.94	4.00

**11 - 1. The instructor followed the described grading procedure.**

Response Option	Weight	Frequency	Percent	Percent Responses					Means		
Strongly agree	(5)	2	40%						4.20	4.39	4.28
Agree	(4)	2	40%								
Neutral	(3)	1	20%								
Disagree	(2)	0	0%								
Strongly disagree	(1)	0	0%								
				0	25	50	75	100	Instructor	Department Level	College Level
Return Rate	Mean	STD	Median	Department Level	Mean	STD	Median	College Level	Mean	STD	Median
5/8 (62.5%)	4.20	0.84	4.00	619	4.39	0.78	5.00	5,058	4.28	0.88	4.00

**12 - 1. The instructor made helpful comments on or about papers and exams.**

Response Option	Weight	Frequency	Percent	Percent Responses					Means		
Strongly agree	(5)	2	40%						3.80	4.21	4.11
Agree	(4)	2	40%								
Neutral	(3)	0	0%								
Disagree	(2)	0	0%								
Strongly disagree	(1)	1	20%								
				0	25	50	75	100	Instructor	Department Level	College Level
Return Rate	Mean	STD	Median	Department Level	Mean	STD	Median	College Level	Mean	STD	Median
5/8 (62.5%)	3.80	1.64	4.00	620	4.21	0.98	4.00	5,064	4.11	1.04	4.00

**Loyola University New Orleans**  
**Spring 2016 - College of Arts and Sciences**

**Course:** 16S-PHIL-A206-002: INTRO TO SYMBOLIC LOGIC

**Instructor:** Benjamin Bayer \*

**13 - 1. The instructor stimulated critical, analytical, creative, and independent thinking.**

Response Option	Weight	Frequency	Percent	Percent Responses			Means				
Strongly agree	(5)	4	80%				4.80	4.40	4.28		
Agree	(4)	1	20%								
Neutral	(3)	0	0%								
Disagree	(2)	0	0%								
Strongly disagree	(1)	0	0%								
				0	25	50	75	100	Instructor	Department Level	College Level
Return Rate	Mean	STD	Median	Department Level	Mean	STD	Median	College Level	Mean	STD	Median
5/8 (62.5%)	4.80	0.45	5.00	618	4.40	0.85	5.00	5,052	4.28	0.95	5.00

**14 - 1. The instructor communicated the subject matter effectively.**

Response Option	Weight	Frequency	Percent	Percent Responses			Means				
Strongly agree	(5)	2	40%				3.80	4.33	4.22		
Agree	(4)	2	40%								
Neutral	(3)	0	0%								
Disagree	(2)	0	0%								
Strongly disagree	(1)	1	20%								
				0	25	50	75	100	Instructor	Department Level	College Level
Return Rate	Mean	STD	Median	Department Level	Mean	STD	Median	College Level	Mean	STD	Median
5/8 (62.5%)	3.80	1.64	4.00	620	4.33	0.93	5.00	5,068	4.22	1.02	5.00

**15 - 1. The instructor made adequate provision for consultation and assistance.**

Response Option	Weight	Frequency	Percent	Percent Responses			Means				
Strongly agree	(5)	3	60%				4.00	4.35	4.25		
Agree	(4)	1	20%								
Neutral	(3)	0	0%								
Disagree	(2)	0	0%								
Strongly disagree	(1)	1	20%								
				0	25	50	75	100	Instructor	Department Level	College Level
Return Rate	Mean	STD	Median	Department Level	Mean	STD	Median	College Level	Mean	STD	Median
5/8 (62.5%)	4.00	1.73	5.00	615	4.35	0.82	5.00	5,039	4.25	0.91	4.00

**16 - 1. The instructor was punctual in correcting tests and papers.**

Response Option	Weight	Frequency	Percent	Percent Responses			Means				
Strongly agree	(5)	3	60%				4.60	4.23	4.23		
Agree	(4)	2	40%								
Neutral	(3)	0	0%								
Disagree	(2)	0	0%								
Strongly disagree	(1)	0	0%								
				0	25	50	75	100	Instructor	Department Level	College Level
Return Rate	Mean	STD	Median	Department Level	Mean	STD	Median	College Level	Mean	STD	Median
5/8 (62.5%)	4.60	0.55	5.00	615	4.23	0.91	4.00	5,048	4.23	0.93	4.00

**Loyola University New Orleans**  
**Spring 2016 - College of Arts and Sciences**

**Course:** 16S-PHIL-A206-002: INTRO TO SYMBOLIC LOGIC

**Instructor:** Benjamin Bayer \*

**17 - 1. The instructor treated students fairly and equally.**

Response Option	Weight	Frequency	Percent	Percent Responses					Means			
Strongly agree	(5)	3	60%							4.20	4.44	4.38
Agree	(4)	1	20%									
Neutral	(3)	0	0%									
Disagree	(2)	1	20%									
Strongly disagree	(1)	0	0%									
				0	25	50	75	100	Instructor	Department Level	College Level	
Return Rate	Mean	STD	Median	Department Level	Mean	STD	Median	College Level	Mean	STD	Median	
5/8 (62.5%)	4.20	1.30	5.00	614	4.44	0.78	5.00	5,044	4.38	0.88	5.00	

**18 - 1. I would recommend this instructor to other students.**

Response Option	Weight	Frequency	Percent	Percent Responses					Means			
Strongly agree	(5)	2	40%							3.80	4.25	4.18
Agree	(4)	2	40%									
Neutral	(3)	0	0%									
Disagree	(2)	0	0%									
Strongly disagree	(1)	1	20%									
				0	25	50	75	100	Instructor	Department Level	College Level	
Return Rate	Mean	STD	Median	Department Level	Mean	STD	Median	College Level	Mean	STD	Median	
5/8 (62.5%)	3.80	1.64	4.00	617	4.25	1.01	5.00	5,065	4.18	1.08	5.00	

**19 - Normal 0 false false false EN-US JA X-NONE 1. Strengths of the course**

- No comment due to the circumstances
- I now appreciate how amazing logic is and hope to learn more in the future.
- This course allows students to learn a completely new topic, and it allows them to think in a whole new way.
- Dr. Altschul taught the material more effectively. If I started with Dr. Bayer I would have dropped the class.
- very informative

**20 - Normal 0 false false false EN-US JA X-NONE 1. Strengths of the instructor**

- Dr. Bayer was placed into a difficult situation and handled it admirably and deserves a good deal of credit and appreciation for his teaching of the class. He certainly has my thanks.
- I respect Dr. Bayer for stepping in after the tragedy and I strongly believe that he performed well as our instructor.
- Dr. Bayer was able to come into a class that was broken over the loss of their professor and help us finish the semester. He came in a little strong, but he was able to accomodate us, and I personally, really appreciated it. I was skeptic about Dr. Bayer at the beginning since he had not taught this class in so long, but I was pleasantly surprised.
- The PowerPoints were a good idea
- very clear

**21 - Normal 0 false false false EN-US JA X-NONE 1. Weaknesses of the course**

- the textbook
- Needless to say it was difficult to get the course running again after Altschul passed.
- This course moves too fast. It could be broken into 2 semesters to be more beneficial to students.
- none

**22 - Normal 0 false false false EN-US JA X-NONE 1. Weaknesses of the instructor**

- Dr. Bayer was sometimes confusing in explaining problems, but he tried to make things as clear as possible.
- It is obvious that he knows the material but he does not know how to convey it to his students
- none



**Loyola University New Orleans**  
**Spring 2016 - College of Arts and Sciences**

---

**Course:** 16S-PHIL-A206-002: INTRO TO SYMBOLIC LOGIC

**Instructor:** Benjamin Bayer \*

---

**23 - Suggested improvements for the course**

- No comment due to the circumstances
- Choose a different textbook. Lande is too chatty.
- none

**24 - Suggested improvements for the instructor**

- None. The in class exercises were balanced well with lectures. Thank you Dr. Bayer.
- none

**Loyola University New Orleans**  
**Fall 2015 - College of Humanities and Natural Sciences**

**Course:** 15F-PHIL-U272-001: PHILOSOPHY OF KNOWLEDGE

**Instructor:** Benjamin Bayer \*

**1 - This course stimulated critical, analytical, creative, and/or independent thinking.**

Response Option	Weight	Frequency	Percent	Percent Responses			Means				
Strongly agree	(5)	2	50%				4.50	4.20			
Agree	(4)	2	50%								
Neutral	(3)	0	0%								
Disagree	(2)	0	0%								
Strongly disagree	(1)	0	0%								
				0	25	50	75	100	Instructor	College	
Return Rate	Mean	STD	Median	College	Mean	STD	Median				
4/12 (33.33%)	4.50	0.58	4.50	4,372	4.20	0.99	4.00				

**2 - 1. The course syllabus made the objectives and requirements of this course clear.**

Response Option	Weight	Frequency	Percent	Percent Responses			Means				
Strongly agree	(5)	1	25%				4.25	4.25			
Agree	(4)	3	75%								
Neutral	(3)	0	0%								
Disagree	(2)	0	0%								
Strongly disagree	(1)	0	0%								
				0	25	50	75	100	Instructor	College	
Return Rate	Mean	STD	Median	College	Mean	STD	Median				
4/12 (33.33%)	4.25	0.50	4.00	4,329	4.26	0.96	5.00				

**3 - 1. There was considerable agreement between the announced objectives and what was actually covered.**

Response Option	Weight	Frequency	Percent	Percent Responses			Means				
Strongly agree	(5)	2	50%				4.50	4.26			
Agree	(4)	2	50%								
Neutral	(3)	0	0%								
Disagree	(2)	0	0%								
Strongly disagree	(1)	0	0%								
				0	25	50	75	100	Instructor	College	
Return Rate	Mean	STD	Median	College	Mean	STD	Median				
4/12 (33.33%)	4.50	0.58	4.50	4,287	4.26	0.94	4.00				

**4 - The textbooks and teaching materials were beneficial.**

Response Option	Weight	Frequency	Percent	Percent Responses			Means				
Strongly agree	(5)	1	33.33%				4.33	4.05			
Agree	(4)	2	66.67%								
Neutral	(3)	0	0%								
Disagree	(2)	0	0%								
Strongly disagree	(1)	0	0%								
				0	25	50	75	100	Instructor	College	
Return Rate	Mean	STD	Median	College	Mean	STD	Median				
3/12 (25%)	4.33	0.58	4.00	4,275	4.05	1.04	4.00				

Loyola University New Orleans  
 Fall 2015 - College of Humanities and Natural Sciences

Course: 15F-PHIL-U272-001: PHILOSOPHY OF KNOWLEDGE

Instructor: Benjamin Bayer \*

5 - 1. The examinations, tests, papers, projects, and class discussions were representative of the course content.

Response Option	Weight	Frequency	Percent	Percent Responses				Means			
Strongly agree	(5)	2	66.67%					 4.67	 4.25		
Agree	(4)	1	33.33%								
Neutral	(3)	0	0%								
Disagree	(2)	0	0%								
Strongly disagree	(1)	0	0%								
Return Rate	Mean	STD	Median	College	Mean	STD	Median				
3/12 (25%)	4.67	0.58	5.00	4,279	4.25	0.93	4.00				

6 - 1. The policy for late work and make-up assignments was clear.

Response Option	Weight	Frequency	Percent	Percent Responses				Means			
Strongly agree	(5)	1	33.33%					 4.33	 4.15		
Agree	(4)	2	66.67%								
Neutral	(3)	0	0%								
Disagree	(2)	0	0%								
Strongly disagree	(1)	0	0%								
Return Rate	Mean	STD	Median	College	Mean	STD	Median				
3/12 (25%)	4.33	0.58	4.00	4,272	4.15	0.98	4.00				

7 - 1. If writing was a component of this class, it was a valuable learning experience.

Response Option	Weight	Frequency	Percent	Percent Responses				Means			
Strongly agree	(5)	0	0%					 3.33	 3.99		
Agree	(4)	2	66.67%								
Neutral	(3)	0	0%								
Disagree	(2)	1	33.33%								
Strongly disagree	(1)	0	0%								
Return Rate	Mean	STD	Median	College	Mean	STD	Median				
3/12 (25%)	3.33	1.15	4.00	4,245	3.99	1.04	4.00				

8 - If oral presentation was a component of this class, it was a valuable learning experience.

Response Option	Weight	Frequency	Percent	Percent Responses				Means			
Strongly agree	(5)	1	33.33%					 4.00	 3.78		
Agree	(4)	1	33.33%								
Neutral	(3)	1	33.33%								
Disagree	(2)	0	0%								
Strongly disagree	(1)	0	0%								
Return Rate	Mean	STD	Median	College	Mean	STD	Median				
3/12 (25%)	4.00	1.00	4.00	4,178	3.78	1.00	4.00				

Loyola University New Orleans  
 Fall 2015 - College of Humanities and Natural Sciences

Course: 15F-PHIL-U272-001: PHILOSOPHY OF KNOWLEDGE

Instructor: Benjamin Bayer \*

9 - 1. The course was intellectually very challenging.

Response Option	Weight	Frequency	Percent	Percent Responses			Means				
Strongly agree	(5)	1	33.33%								
Agree	(4)	2	66.67%								
Neutral	(3)	0	0%								
Disagree	(2)	0	0%								
Strongly disagree	(1)	0	0%								
				0	25	50	75	100	Instructor	College	
Return Rate	Mean	STD	Median	College	Mean	STD	Median				
3/12 (25%)	4.33	0.58	4.00	4,275	4.07	1.02	4.00				

10 - 1. The instructor clearly described the grading procedures and policies.

Response Option	Weight	Frequency	Percent	Percent Responses			Means				
Strongly agree	(5)	0	0%								
Agree	(4)	3	100%								
Neutral	(3)	0	0%								
Disagree	(2)	0	0%								
Strongly disagree	(1)	0	0%								
				0	25	50	75	100	Instructor	College	
Return Rate	Mean	STD	Median	College	Mean	STD	Median				
3/12 (25%)	4.00	0.00	4.00	4,278	4.17	0.98	4.00				

11 - 1. The instructor followed the described grading procedure.

Response Option	Weight	Frequency	Percent	Percent Responses			Means				
Strongly agree	(5)	1	33.33%								
Agree	(4)	2	66.67%								
Neutral	(3)	0	0%								
Disagree	(2)	0	0%								
Strongly disagree	(1)	0	0%								
				0	25	50	75	100	Instructor	College	
Return Rate	Mean	STD	Median	College	Mean	STD	Median				
3/12 (25%)	4.33	0.58	4.00	4,272	4.26	0.88	4.00				

12 - 1. The instructor made helpful comments on or about papers and exams.

Response Option	Weight	Frequency	Percent	Percent Responses			Means				
Strongly agree	(5)	2	66.67%								
Agree	(4)	1	33.33%								
Neutral	(3)	0	0%								
Disagree	(2)	0	0%								
Strongly disagree	(1)	0	0%								
				0	25	50	75	100	Instructor	College	
Return Rate	Mean	STD	Median	College	Mean	STD	Median				
3/12 (25%)	4.67	0.58	5.00	4,275	4.05	1.08	4.00				

**Loyola University New Orleans**  
**Fall 2015 - College of Humanities and Natural Sciences**

**Course:** 15F-PHIL-U272-001: PHILOSOPHY OF KNOWLEDGE

**Instructor:** Benjamin Bayer \*

**13 - 1. The instructor stimulated critical, analytical, creative, and independent thinking.**

Response Option	Weight	Frequency	Percent	Percent Responses				Means			
Strongly agree	(5)	1	33.33%					4.33	4.19		
Agree	(4)	2	66.67%								
Neutral	(3)	0	0%								
Disagree	(2)	0	0%								
Strongly disagree	(1)	0	0%								
				0	25	50	75	100	Instructor	College	
Return Rate	Mean	STD	Median	College	Mean	STD	Median				
3/12 (25%)	4.33	0.58	4.00	4,270	4.19	1.00	4.00				

**14 - 1. The instructor communicated the subject matter effectively.**

Response Option	Weight	Frequency	Percent	Percent Responses				Means			
Strongly agree	(5)	0	0%					4.00	4.14		
Agree	(4)	3	100%								
Neutral	(3)	0	0%								
Disagree	(2)	0	0%								
Strongly disagree	(1)	0	0%								
				0	25	50	75	100	Instructor	College	
Return Rate	Mean	STD	Median	College	Mean	STD	Median				
3/12 (25%)	4.00	0.00	4.00	4,278	4.14	1.08	4.00				

**15 - 1. The instructor made adequate provision for consultation and assistance.**

Response Option	Weight	Frequency	Percent	Percent Responses				Means			
Strongly agree	(5)	0	0%					4.00	4.21		
Agree	(4)	3	100%								
Neutral	(3)	0	0%								
Disagree	(2)	0	0%								
Strongly disagree	(1)	0	0%								
				0	25	50	75	100	Instructor	College	
Return Rate	Mean	STD	Median	College	Mean	STD	Median				
3/12 (25%)	4.00	0.00	4.00	4,275	4.21	0.93	4.00				

**16 - 1. The instructor was punctual in correcting tests and papers.**

Response Option	Weight	Frequency	Percent	Percent Responses				Means			
Strongly agree	(5)	1	33.33%					4.33	4.16		
Agree	(4)	2	66.67%								
Neutral	(3)	0	0%								
Disagree	(2)	0	0%								
Strongly disagree	(1)	0	0%								
				0	25	50	75	100	Instructor	College	
Return Rate	Mean	STD	Median	College	Mean	STD	Median				
3/12 (25%)	4.33	0.58	4.00	4,273	4.16	0.99	4.00				

**Loyola University New Orleans**  
**Fall 2015 - College of Humanities and Natural Sciences**

**Course:** 15F-PHIL-U272-001: PHILOSOPHY OF KNOWLEDGE

**Instructor:** Benjamin Bayer \*

**17 - 1. The instructor treated students fairly and equally.**

Response Option	Weight	Frequency	Percent	Percent Responses			Means				
Strongly agree	(5)	1	33.33%								
Agree	(4)	2	66.67%								
Neutral	(3)	0	0%								
Disagree	(2)	0	0%								
Strongly disagree	(1)	0	0%								
				0	25	50	75	100	Instructor	College	
Return Rate	Mean	STD	Median	College	Mean	STD	Median				
3/12 (25%)	4.33	0.58	4.00	4,273	4.37	0.88	5.00				

**18 - 1. I would recommend this instructor to other students.**

Response Option	Weight	Frequency	Percent	Percent Responses			Means				
Strongly agree	(5)	1	33.33%								
Agree	(4)	2	66.67%								
Neutral	(3)	0	0%								
Disagree	(2)	0	0%								
Strongly disagree	(1)	0	0%								
				0	25	50	75	100	Instructor	College	
Return Rate	Mean	STD	Median	College	Mean	STD	Median				
3/12 (25%)	4.33	0.58	4.00	4,281	4.11	1.13	4.00				

**19 - Normal 0 false false false EN-US JA X-NONE 1. Strengths of the course**

- none
- N/A

**20 - Normal 0 false false false EN-US JA X-NONE 1. Strengths of the instructor**

- very clear about what he requires of students
- N/A

**21 - Normal 0 false false false EN-US JA X-NONE 1. Weaknesses of the course**

- very euro-centric
- N/A

**22 - Normal 0 false false false EN-US JA X-NONE 1. Weaknesses of the instructor**

- none
- N/A

**23 - Suggested improvements for the course**

- expand beyond white philosophers
- N/A

**24 - Suggested improvements for the instructor**

- none.
- N/A

Loyola University New Orleans  
 Fall 2015 - College of Humanities and Natural Sciences

Course: 15F-PHIL-U272-001: PHILOSOPHY OF KNOWLEDGE

Instructor: Benjamin Bayer \*

25 - This course stimulated critical, analytical, creative, and/or independent thinking.

Response Option	Weight	Frequency	Percent	Percent Responses				Means			
Strongly agree	(5)	1	33.33%					4.33	4.17		
Agree	(4)	2	66.67%								
Neutral	(3)	0	0%								
Disagree	(2)	0	0%								
Strongly disagree	(1)	0	0%								
				0	25	50	75	100	Instructor	College	
Return Rate	Mean	STD	Median	College	Mean	STD	Median				
3/12 (25%)	4.33	0.58	4.00	1,638	4.17	1.03	4.00				

26 - 1. This course challenged me to think critically.

Response Option	Weight	Frequency	Percent	Percent Responses				Means			
Strongly agree	(5)	1	33.33%					4.33	4.13		
Agree	(4)	2	66.67%								
Neutral	(3)	0	0%								
Disagree	(2)	0	0%								
Strongly disagree	(1)	0	0%								
				0	25	50	75	100	Instructor	College	
Return Rate	Mean	STD	Median	College	Mean	STD	Median				
3/12 (25%)	4.33	0.58	4.00	1,640	4.13	1.03	4.00				

27 - 1. This course challenged me to communicate effectively.

Response Option	Weight	Frequency	Percent	Percent Responses				Means			
Strongly agree	(5)	1	33.33%					4.33	3.98		
Agree	(4)	2	66.67%								
Neutral	(3)	0	0%								
Disagree	(2)	0	0%								
Strongly disagree	(1)	0	0%								
				0	25	50	75	100	Instructor	College	
Return Rate	Mean	STD	Median	College	Mean	STD	Median				
3/12 (25%)	4.33	0.58	4.00	1,647	3.98	1.07	4.00				

28 - 1. This course challenged me to use quantitative reasoning.

Response Option	Weight	Frequency	Percent	Percent Responses				Means			
Strongly agree	(5)	0	0%					3.67	3.86		
Agree	(4)	2	66.67%								
Neutral	(3)	1	33.33%								
Disagree	(2)	0	0%								
Strongly disagree	(1)	0	0%								
				0	25	50	75	100	Instructor	College	
Return Rate	Mean	STD	Median	College	Mean	STD	Median				
3/12 (25%)	3.67	0.58	4.00	1,835	3.86	1.05	4.00				

**Loyola University New Orleans**  
**Fall 2015 - College of Humanities and Natural Sciences**

**Course:** 15F-PHIL-U272-001: PHILOSOPHY OF KNOWLEDGE

**Instructor:** Benjamin Bayer \*

**29 - 1. This course challenged me to use information literacy skills.**

Response Option	Weight	Frequency	Percent	Percent Responses			Means					
Strongly agree	(5)	0	0%									
Agree	(4)	2	66.67%									
Neutral	(3)	1	33.33%									
Disagree	(2)	0	0%									
Strongly disagree	(1)	0	0%									
				0	25	50	75	100	Instructor	College		
Return Rate	Mean	STD	Median	College	Mean	STD	Median					
3/12 (25%)	3.67	0.58	4.00	1,640	4.12	0.97	4.00					

**30 - 1. This course challenged me to use ethical reasoning.**

Response Option	Weight	Frequency	Percent	Percent Responses			Means					
Strongly agree	(5)	1	25%									
Agree	(4)	2	50%									
Neutral	(3)	1	25%									
Disagree	(2)	0	0%									
Strongly disagree	(1)	0	0%									
				0	25	50	75	100	Instructor	College		
Return Rate	Mean	STD	Median	College	Mean	STD	Median					
4/12 (33.33%)	4.00	0.82	4.00	1,653	4.04	1.04	4.00					



**Loyola University New Orleans**  
**Fall 2015 - College of Humanities and Natural Sciences**

**Course:** 15F-PHIL-U272-002: PHILOSOPHY OF KNOWLEDGE

**Instructor:** Benjamin Bayer \*

**1 - This course stimulated critical, analytical, creative, and/or independent thinking.**

Response Option	Weight	Frequency	Percent	Percent Responses			Means					
Strongly agree	(5)	4	80%									
Agree	(4)	0	0%									
Neutral	(3)	1	20%									
Disagree	(2)	0	0%									
Strongly disagree	(1)	0	0%									
				0	25	50	75	100	Instructor	College		
Return Rate	Mean	STD	Median	College	Mean	STD	Median					
5/16 (31.25%)	4.60	0.89	5.00	4,372	4.20	0.99	4.00					

**2 - 1. The course syllabus made the objectives and requirements of this course clear.**

Response Option	Weight	Frequency	Percent	Percent Responses			Means					
Strongly agree	(5)	4	80%									
Agree	(4)	0	0%									
Neutral	(3)	1	20%									
Disagree	(2)	0	0%									
Strongly disagree	(1)	0	0%									
				0	25	50	75	100	Instructor	College		
Return Rate	Mean	STD	Median	College	Mean	STD	Median					
5/16 (31.25%)	4.60	0.89	5.00	4,329	4.26	0.96	5.00					

**3 - 1. There was considerable agreement between the announced objectives and what was actually covered.**

Response Option	Weight	Frequency	Percent	Percent Responses			Means					
Strongly agree	(5)	4	80%									
Agree	(4)	0	0%									
Neutral	(3)	1	20%									
Disagree	(2)	0	0%									
Strongly disagree	(1)	0	0%									
				0	25	50	75	100	Instructor	College		
Return Rate	Mean	STD	Median	College	Mean	STD	Median					
5/16 (31.25%)	4.60	0.89	5.00	4,287	4.26	0.94	4.00					

**4 - The textbooks and teaching materials were beneficial.**

Response Option	Weight	Frequency	Percent	Percent Responses			Means					
Strongly agree	(5)	3	60%									
Agree	(4)	1	20%									
Neutral	(3)	1	20%									
Disagree	(2)	0	0%									
Strongly disagree	(1)	0	0%									
				0	25	50	75	100	Instructor	College		
Return Rate	Mean	STD	Median	College	Mean	STD	Median					
5/16 (31.25%)	4.40	0.89	5.00	4,275	4.05	1.04	4.00					

**Loyola University New Orleans**  
**Fall 2015 - College of Humanities and Natural Sciences**

**Course:** 15F-PHIL-U272-002: PHILOSOPHY OF KNOWLEDGE

**Instructor:** Benjamin Bayer \*

**5 - 1. The examinations, tests, papers, projects, and class discussions were representative of the course content.**

Response Option	Weight	Frequency	Percent	Percent Responses			Means			
Strongly agree	(5)	3	60%					4.40	4.25	
Agree	(4)	1	20%							
Neutral	(3)	1	20%							
Disagree	(2)	0	0%							
Strongly disagree	(1)	0	0%							
				0	25	50	75	100	Instructor	College
Return Rate	Mean	STD	Median	College	Mean	STD	Median			
5/16 (31.25%)	4.40	0.89	5.00	4,279	4.25	0.93	4.00			

**6 - 1. The policy for late work and make-up assignments was clear.**

Response Option	Weight	Frequency	Percent	Percent Responses			Means			
Strongly agree	(5)	4	80%					4.60	4.15	
Agree	(4)	0	0%							
Neutral	(3)	1	20%							
Disagree	(2)	0	0%							
Strongly disagree	(1)	0	0%							
				0	25	50	75	100	Instructor	College
Return Rate	Mean	STD	Median	College	Mean	STD	Median			
5/16 (31.25%)	4.60	0.89	5.00	4,272	4.15	0.98	4.00			

**7 - 1. If writing was a component of this class, it was a valuable learning experience.**

Response Option	Weight	Frequency	Percent	Percent Responses			Means			
Strongly agree	(5)	4	80%					4.60	3.99	
Agree	(4)	0	0%							
Neutral	(3)	1	20%							
Disagree	(2)	0	0%							
Strongly disagree	(1)	0	0%							
				0	25	50	75	100	Instructor	College
Return Rate	Mean	STD	Median	College	Mean	STD	Median			
5/16 (31.25%)	4.60	0.89	5.00	4,245	3.99	1.04	4.00			

**8 - If oral presentation was a component of this class, it was a valuable learning experience.**

Response Option	Weight	Frequency	Percent	Percent Responses			Means			
Strongly agree	(5)	1	20%					3.00	3.78	
Agree	(4)	0	0%							
Neutral	(3)	3	60%							
Disagree	(2)	0	0%							
Strongly disagree	(1)	1	20%							
				0	25	50	75	100	Instructor	College
Return Rate	Mean	STD	Median	College	Mean	STD	Median			
5/16 (31.25%)	3.00	1.41	3.00	4,178	3.78	1.00	4.00			

**Loyola University New Orleans**  
**Fall 2015 - College of Humanities and Natural Sciences**

**Course:** 15F-PHIL-U272-002: PHILOSOPHY OF KNOWLEDGE

**Instructor:** Benjamin Bayer \*

**9 - 1. The course was intellectually very challenging.**

Response Option	Weight	Frequency	Percent	Percent Responses			Means			
Strongly agree	(5)	4	80%						Instructor	College
Agree	(4)	0	0%							
Neutral	(3)	1	20%							
Disagree	(2)	0	0%							
Strongly disagree	(1)	0	0%							
<b>Return Rate</b>	<b>Mean</b>	<b>STD</b>	<b>Median</b>	<b>College</b>	<b>Mean</b>	<b>STD</b>	<b>Median</b>			
5/16 (31.25%)	4.60	0.89	5.00	4,275	4.07	1.02	4.00			

**10 - 1. The instructor clearly described the grading procedures and policies.**

Response Option	Weight	Frequency	Percent	Percent Responses			Means			
Strongly agree	(5)	4	80%						Instructor	College
Agree	(4)	0	0%							
Neutral	(3)	1	20%							
Disagree	(2)	0	0%							
Strongly disagree	(1)	0	0%							
<b>Return Rate</b>	<b>Mean</b>	<b>STD</b>	<b>Median</b>	<b>College</b>	<b>Mean</b>	<b>STD</b>	<b>Median</b>			
5/16 (31.25%)	4.60	0.89	5.00	4,278	4.17	0.98	4.00			

**11 - 1. The instructor followed the described grading procedure.**

Response Option	Weight	Frequency	Percent	Percent Responses			Means			
Strongly agree	(5)	4	80%						Instructor	College
Agree	(4)	0	0%							
Neutral	(3)	1	20%							
Disagree	(2)	0	0%							
Strongly disagree	(1)	0	0%							
<b>Return Rate</b>	<b>Mean</b>	<b>STD</b>	<b>Median</b>	<b>College</b>	<b>Mean</b>	<b>STD</b>	<b>Median</b>			
5/16 (31.25%)	4.60	0.89	5.00	4,272	4.26	0.88	4.00			

**12 - 1. The instructor made helpful comments on or about papers and exams.**

Response Option	Weight	Frequency	Percent	Percent Responses			Means			
Strongly agree	(5)	4	80%						Instructor	College
Agree	(4)	0	0%							
Neutral	(3)	1	20%							
Disagree	(2)	0	0%							
Strongly disagree	(1)	0	0%							
<b>Return Rate</b>	<b>Mean</b>	<b>STD</b>	<b>Median</b>	<b>College</b>	<b>Mean</b>	<b>STD</b>	<b>Median</b>			
5/16 (31.25%)	4.60	0.89	5.00	4,275	4.05	1.08	4.00			

**Loyola University New Orleans**  
**Fall 2015 - College of Humanities and Natural Sciences**

**Course:** 15F-PHIL-U272-002: PHILOSOPHY OF KNOWLEDGE

**Instructor:** Benjamin Bayer \*

**13 - 1. The instructor stimulated critical, analytical, creative, and independent thinking.**

Response Option	Weight	Frequency	Percent	Percent Responses				Means			
Strongly agree	(5)	4	80%					 4.60	 4.19	Instructor	College
Agree	(4)	0	0%								
Neutral	(3)	1	20%								
Disagree	(2)	0	0%								
Strongly disagree	(1)	0	0%								
Return Rate	Mean	STD	Median	College	Mean	STD	Median				
5/16 (31.25%)	4.60	0.89	5.00	4,270	4.19	1.00	4.00				

**14 - 1. The instructor communicated the subject matter effectively.**

Response Option	Weight	Frequency	Percent	Percent Responses				Means			
Strongly agree	(5)	4	80%					 4.60	 4.14	Instructor	College
Agree	(4)	0	0%								
Neutral	(3)	1	20%								
Disagree	(2)	0	0%								
Strongly disagree	(1)	0	0%								
Return Rate	Mean	STD	Median	College	Mean	STD	Median				
5/16 (31.25%)	4.60	0.89	5.00	4,278	4.14	1.08	4.00				

**15 - 1. The instructor made adequate provision for consultation and assistance.**

Response Option	Weight	Frequency	Percent	Percent Responses				Means			
Strongly agree	(5)	4	80%					 4.60	 4.21	Instructor	College
Agree	(4)	0	0%								
Neutral	(3)	1	20%								
Disagree	(2)	0	0%								
Strongly disagree	(1)	0	0%								
Return Rate	Mean	STD	Median	College	Mean	STD	Median				
5/16 (31.25%)	4.60	0.89	5.00	4,275	4.21	0.93	4.00				

**16 - 1. The instructor was punctual in correcting tests and papers.**

Response Option	Weight	Frequency	Percent	Percent Responses				Means			
Strongly agree	(5)	3	60%					 4.40	 4.16	Instructor	College
Agree	(4)	1	20%								
Neutral	(3)	1	20%								
Disagree	(2)	0	0%								
Strongly disagree	(1)	0	0%								
Return Rate	Mean	STD	Median	College	Mean	STD	Median				
5/16 (31.25%)	4.40	0.89	5.00	4,273	4.16	0.99	4.00				

**Loyola University New Orleans**  
**Fall 2015 - College of Humanities and Natural Sciences**

**Course:** 15F-PHIL-U272-002: PHILOSOPHY OF KNOWLEDGE

**Instructor:** Benjamin Bayer \*

**17 - 1. The instructor treated students fairly and equally.**

Response Option	Weight	Frequency	Percent	Percent Responses				Means				
Strongly agree	(5)	4	80%					4.60	4.37			
Agree	(4)	0	0%									
Neutral	(3)	1	20%									
Disagree	(2)	0	0%									
Strongly disagree	(1)	0	0%									
				0	25	50	75	100	Instructor	College		
Return Rate	Mean	STD	Median	College	Mean	STD	Median					
5/16 (31.25%)	4.60	0.89	5.00	4,273	4.37	0.88	5.00					

**18 - 1. I would recommend this instructor to other students.**

Response Option	Weight	Frequency	Percent	Percent Responses				Means				
Strongly agree	(5)	3	60%					4.40	4.11			
Agree	(4)	1	20%									
Neutral	(3)	1	20%									
Disagree	(2)	0	0%									
Strongly disagree	(1)	0	0%									
				0	25	50	75	100	Instructor	College		
Return Rate	Mean	STD	Median	College	Mean	STD	Median					
5/16 (31.25%)	4.40	0.89	5.00	4,261	4.11	1.13	4.00					

**19 - Normal 0 false false false EN-US JA X-NONE 1. Strengths of the course**

- Very clear subject matter
- this course made me think on a different level than I have in the past.
- Fun, enjoyable

**20 - Normal 0 false false false EN-US JA X-NONE 1. Strengths of the instructor**

- Very engaging
- Dr. Bayer is a great professor. I am not the best in philosophy and he made sure I always knew the material and felt comfortable with it.
- Passionate, loves his work.

**21 - Normal 0 false false false EN-US JA X-NONE 1. Weaknesses of the course**

- N/A
- That one guy in class who never shut up

**22 - Normal 0 false false false EN-US JA X-NONE 1. Weaknesses of the instructor**

- N/A
- None

**23 - Suggested improvements for the course**

- N/A
- None

**24 - Suggested improvements for the instructor**

- N/A
- None

**Loyola University New Orleans**  
**Fall 2015 - College of Humanities and Natural Sciences**

**Course:** 15F-PHIL-U272-002: PHILOSOPHY OF KNOWLEDGE

**Instructor:** Benjamin Bayer \*

**25 - This course stimulated critical, analytical, creative, and/or independent thinking.**

Response Option	Weight	Frequency	Percent	Percent Responses			Means					
Strongly agree	(5)	4	80%									
Agree	(4)	0	0%									
Neutral	(3)	1	20%									
Disagree	(2)	0	0%									
Strongly disagree	(1)	0	0%									
				0	25	50	75	100	Instructor	College		
Return Rate	Mean	STD	Median	College	Mean	STD	Median					
5/16 (31.25%)	4.60	0.89	5.00	1,638	4.17	1.03	4.00					

**26 - 1. This course challenged me to think critically.**

Response Option	Weight	Frequency	Percent	Percent Responses			Means					
Strongly agree	(5)	4	80%									
Agree	(4)	0	0%									
Neutral	(3)	1	20%									
Disagree	(2)	0	0%									
Strongly disagree	(1)	0	0%									
				0	25	50	75	100	Instructor	College		
Return Rate	Mean	STD	Median	College	Mean	STD	Median					
5/16 (31.25%)	4.60	0.89	5.00	1,640	4.13	1.03	4.00					

**27 - 1. This course challenged me to communicate effectively.**

Response Option	Weight	Frequency	Percent	Percent Responses			Means					
Strongly agree	(5)	3	60%									
Agree	(4)	1	20%									
Neutral	(3)	1	20%									
Disagree	(2)	0	0%									
Strongly disagree	(1)	0	0%									
				0	25	50	75	100	Instructor	College		
Return Rate	Mean	STD	Median	College	Mean	STD	Median					
5/16 (31.25%)	4.40	0.89	5.00	1,647	3.96	1.07	4.00					

**28 - 1. This course challenged me to use quantitative reasoning.**

Response Option	Weight	Frequency	Percent	Percent Responses			Means					
Strongly agree	(5)	4	80%									
Agree	(4)	0	0%									
Neutral	(3)	1	20%									
Disagree	(2)	0	0%									
Strongly disagree	(1)	0	0%									
				0	25	50	75	100	Instructor	College		
Return Rate	Mean	STD	Median	College	Mean	STD	Median					
5/16 (31.25%)	4.60	0.89	5.00	1,635	3.86	1.05	4.00					

**Loyola University New Orleans**  
**Fall 2015 - College of Humanities and Natural Sciences**

**Course:** 15F-PHIL-U272-002: PHILOSOPHY OF KNOWLEDGE

**Instructor:** Benjamin Bayer \*

**29 - 1. This course challenged me to use information literacy skills.**

Response Option	Weight	Frequency	Percent	Percent Responses			Means					
Strongly agree	(5)	4	80%						4.60	4.12		
Agree	(4)	0	0%									
Neutral	(3)	1	20%									
Disagree	(2)	0	0%									
Strongly disagree	(1)	0	0%									
				0	25	50	75	100	Instructor	College		
Return Rate	Mean	STD	Median	College	Mean	STD	Median					
5/16 (31.25%)	4.60	0.89	5.00	1,640	4.12	0.97	4.00					

**30 - 1. This course challenged me to use ethical reasoning.**

Response Option	Weight	Frequency	Percent	Percent Responses			Means					
Strongly agree	(5)	3	60%						4.20	4.04		
Agree	(4)	0	0%									
Neutral	(3)	2	40%									
Disagree	(2)	0	0%									
Strongly disagree	(1)	0	0%									
				0	25	50	75	100	Instructor	College		
Return Rate	Mean	STD	Median	College	Mean	STD	Median					
5/16 (31.25%)	4.20	1.10	5.00	1,653	4.04	1.04	4.00					

**Loyola University New Orleans**  
**Fall 2015 - College of Humanities and Natural Sciences**

**Course:** 15F-PHIL-U282-001: FREE WILL AND DETERMINISM

**Instructor:** Benjamin Bayer \*

**1 - This course stimulated critical, analytical, creative, and/or independent thinking.**

Response Option	Weight	Frequency	Percent	Percent Responses			Means				
Strongly agree	(5)	5	71.43%				4.57	4.20			
Agree	(4)	1	14.29%								
Neutral	(3)	1	14.29%								
Disagree	(2)	0	0%								
Strongly disagree	(1)	0	0%								
				0	25	50	75	100	Instructor	College	
Return Rate	Mean	STD	Median	College	Mean	STD	Median				
7/14 (50%)	4.57	0.79	5.00	4,372	4.20	0.99	4.00				

**2 - 1. The course syllabus made the objectives and requirements of this course clear.**

Response Option	Weight	Frequency	Percent	Percent Responses			Means				
Strongly agree	(5)	6	85.71%				4.71	4.26			
Agree	(4)	0	0%								
Neutral	(3)	1	14.29%								
Disagree	(2)	0	0%								
Strongly disagree	(1)	0	0%								
				0	25	50	75	100	Instructor	College	
Return Rate	Mean	STD	Median	College	Mean	STD	Median				
7/14 (50%)	4.71	0.78	5.00	4,329	4.26	0.98	5.00				

**3 - 1. There was considerable agreement between the announced objectives and what was actually covered.**

Response Option	Weight	Frequency	Percent	Percent Responses			Means				
Strongly agree	(5)	5	71.43%				4.57	4.26			
Agree	(4)	1	14.29%								
Neutral	(3)	1	14.29%								
Disagree	(2)	0	0%								
Strongly disagree	(1)	0	0%								
				0	25	50	75	100	Instructor	College	
Return Rate	Mean	STD	Median	College	Mean	STD	Median				
7/14 (50%)	4.57	0.79	5.00	4,287	4.26	0.94	4.00				

**4 - The textbooks and teaching materials were beneficial.**

Response Option	Weight	Frequency	Percent	Percent Responses			Means				
Strongly agree	(5)	4	57.14%				4.29	4.05			
Agree	(4)	1	14.29%								
Neutral	(3)	2	28.57%								
Disagree	(2)	0	0%								
Strongly disagree	(1)	0	0%								
				0	25	50	75	100	Instructor	College	
Return Rate	Mean	STD	Median	College	Mean	STD	Median				
7/14 (50%)	4.29	0.95	5.00	4,275	4.05	1.04	4.00				



Loyola University New Orleans  
 Fall 2015 - College of Humanities and Natural Sciences

Course: 15F-PHIL-U282-001: FREE WILL AND DETERMINISM

Instructor: Benjamin Bayer \*

5 - 1. The examinations, tests, papers, projects, and class discussions were representative of the course content.

Response Option	Weight	Frequency	Percent	Percent Responses			Means				
Strongly agree	(5)	6	85.71%				4.71	4.25			
Agree	(4)	0	0%								
Neutral	(3)	1	14.29%								
Disagree	(2)	0	0%								
Strongly disagree	(1)	0	0%								
				0	25	50	75	100	Instructor	College	
Return Rate	Mean	STD	Median	College	Mean	STD	Median				
7/14 (50%)	4.71	0.78	5.00	4,279	4.25	0.93	4.00				

6 - 1. The policy for late work and make-up assignments was clear.

Response Option	Weight	Frequency	Percent	Percent Responses			Means				
Strongly agree	(5)	6	85.71%				4.71	4.15			
Agree	(4)	0	0%								
Neutral	(3)	1	14.29%								
Disagree	(2)	0	0%								
Strongly disagree	(1)	0	0%								
				0	25	50	75	100	Instructor	College	
Return Rate	Mean	STD	Median	College	Mean	STD	Median				
7/14 (50%)	4.71	0.78	5.00	4,272	4.15	0.98	4.00				

7 - 1. If writing was a component of this class, it was a valuable learning experience.

Response Option	Weight	Frequency	Percent	Percent Responses			Means				
Strongly agree	(5)	5	71.43%				4.57	3.99			
Agree	(4)	1	14.29%								
Neutral	(3)	1	14.29%								
Disagree	(2)	0	0%								
Strongly disagree	(1)	0	0%								
				0	25	50	75	100	Instructor	College	
Return Rate	Mean	STD	Median	College	Mean	STD	Median				
7/14 (50%)	4.57	0.79	5.00	4,245	3.99	1.04	4.00				

8 - If oral presentation was a component of this class, it was a valuable learning experience.

Response Option	Weight	Frequency	Percent	Percent Responses			Means				
Strongly agree	(5)	4	57.14%				4.14	3.78			
Agree	(4)	0	0%								
Neutral	(3)	3	42.86%								
Disagree	(2)	0	0%								
Strongly disagree	(1)	0	0%								
				0	25	50	75	100	Instructor	College	
Return Rate	Mean	STD	Median	College	Mean	STD	Median				
7/14 (50%)	4.14	1.07	5.00	4,178	3.78	1.00	4.00				

Loyola University New Orleans  
 Fall 2015 - College of Humanities and Natural Sciences

Course: 15F-PHIL-U282-001: FREE WILL AND DETERMINISM  
 Instructor: Benjamin Bayer \*

9 - 1. The course was intellectually very challenging.

Response Option	Weight	Frequency	Percent	Percent Responses				Means			
Strongly agree	(5)	4	57.14%					4.43	4.07		
Agree	(4)	2	28.57%								
Neutral	(3)	1	14.29%								
Disagree	(2)	0	0%								
Strongly disagree	(1)	0	0%								
Return Rate	Mean	STD	Median	College	Mean	STD	Median				
7/14 (50%)	4.43	0.79	5.00	4,275	4.07	1.02	4.00				

10 - 1. The instructor clearly described the grading procedures and policies.

Response Option	Weight	Frequency	Percent	Percent Responses				Means			
Strongly agree	(5)	6	85.71%					4.71	4.17		
Agree	(4)	0	0%								
Neutral	(3)	1	14.29%								
Disagree	(2)	0	0%								
Strongly disagree	(1)	0	0%								
Return Rate	Mean	STD	Median	College	Mean	STD	Median				
7/14 (50%)	4.71	0.78	5.00	4,278	4.17	0.98	4.00				

11 - 1. The instructor followed the described grading procedure.

Response Option	Weight	Frequency	Percent	Percent Responses				Means			
Strongly agree	(5)	6	85.71%					4.71	4.26		
Agree	(4)	0	0%								
Neutral	(3)	1	14.29%								
Disagree	(2)	0	0%								
Strongly disagree	(1)	0	0%								
Return Rate	Mean	STD	Median	College	Mean	STD	Median				
7/14 (50%)	4.71	0.78	5.00	4,272	4.26	0.88	4.00				

12 - 1. The instructor made helpful comments on or about papers and exams.

Response Option	Weight	Frequency	Percent	Percent Responses				Means			
Strongly agree	(5)	5	71.43%					4.57	4.05		
Agree	(4)	1	14.29%								
Neutral	(3)	1	14.29%								
Disagree	(2)	0	0%								
Strongly disagree	(1)	0	0%								
Return Rate	Mean	STD	Median	College	Mean	STD	Median				
7/14 (50%)	4.57	0.79	5.00	4,275	4.05	1.08	4.00				

**Loyola University New Orleans**  
**Fall 2015 - College of Humanities and Natural Sciences**

**Course:** 15F-PHIL-U282-001: FREE WILL AND DETERMINISM

**Instructor:** Benjamin Bayer \*

**13 - 1. The instructor stimulated critical, analytical, creative, and independent thinking.**

Response Option	Weight	Frequency	Percent	Percent Responses			Means					
Strongly agree	(5)	5	71.43%									
Agree	(4)	1	14.29%									
Neutral	(3)	1	14.29%									
Disagree	(2)	0	0%									
Strongly disagree	(1)	0	0%									
				0	25	50	75	100	Instructor	College		
Return Rate	Mean	STD	Median	College	Mean	STD	Median					
7/14 (50%)	4.57	0.79	5.00	4,270	4.19	1.00	4.00					

**14 - 1. The instructor communicated the subject matter effectively.**

Response Option	Weight	Frequency	Percent	Percent Responses			Means					
Strongly agree	(5)	5	71.43%									
Agree	(4)	1	14.29%									
Neutral	(3)	1	14.29%									
Disagree	(2)	0	0%									
Strongly disagree	(1)	0	0%									
				0	25	50	75	100	Instructor	College		
Return Rate	Mean	STD	Median	College	Mean	STD	Median					
7/14 (50%)	4.57	0.79	5.00	4,278	4.14	1.08	4.00					

**15 - 1. The instructor made adequate provision for consultation and assistance.**

Response Option	Weight	Frequency	Percent	Percent Responses			Means					
Strongly agree	(5)	5	71.43%									
Agree	(4)	1	14.29%									
Neutral	(3)	1	14.29%									
Disagree	(2)	0	0%									
Strongly disagree	(1)	0	0%									
				0	25	50	75	100	Instructor	College		
Return Rate	Mean	STD	Median	College	Mean	STD	Median					
7/14 (50%)	4.57	0.79	5.00	4,275	4.21	0.93	4.00					

**16 - 1. The instructor was punctual in correcting tests and papers.**

Response Option	Weight	Frequency	Percent	Percent Responses			Means					
Strongly agree	(5)	5	71.43%									
Agree	(4)	1	14.29%									
Neutral	(3)	1	14.29%									
Disagree	(2)	0	0%									
Strongly disagree	(1)	0	0%									
				0	25	50	75	100	Instructor	College		
Return Rate	Mean	STD	Median	College	Mean	STD	Median					
7/14 (50%)	4.57	0.79	5.00	4,273	4.16	0.99	4.00					

**Loyola University New Orleans**  
**Fall 2015 - College of Humanities and Natural Sciences**

**Course:** 15F-PHIL-U282-001: FREE WILL AND DETERMINISM

**Instructor:** Benjamin Bayer \*

**17 - 1. The instructor treated students fairly and equally.**

Response Option	Weight	Frequency	Percent	Percent Responses				Means			
Strongly agree	(5)	5	71.43%					4.57	4.37		
Agree	(4)	1	14.29%								
Neutral	(3)	1	14.29%								
Disagree	(2)	0	0%								
Strongly disagree	(1)	0	0%								
				0	25	50	75	100	Instructor	College	
Return Rate	Mean	STD	Median	College	Mean	STD	Median				
7/14 (50%)	4.57	0.79	5.00	4,273	4.37	0.88	5.00				

**18 - 1. I would recommend this instructor to other students.**

Response Option	Weight	Frequency	Percent	Percent Responses				Means			
Strongly agree	(5)	4	57.14%					4.43	4.11		
Agree	(4)	2	28.57%								
Neutral	(3)	1	14.29%								
Disagree	(2)	0	0%								
Strongly disagree	(1)	0	0%								
				0	25	50	75	100	Instructor	College	
Return Rate	Mean	STD	Median	College	Mean	STD	Median				
7/14 (50%)	4.43	0.79	5.00	4,281	4.11	1.13	4.00				

**19 - Normal 0 false false false EN-US JA X-NONE 1. Strengths of the course**

- It was interesting and helped us learn.
- Encouraged open-mindedness and individual thought
- All I'll say is that the smart students clearly succeed in this class and the stupid ones fail. This class is hard
- Grades came back very quickly. Powerpoints and lecture expanded on and created more understanding of material without being repetitive.

**20 - Normal 0 false false false EN-US JA X-NONE 1. Strengths of the instructor**

- Knows a lot about the subject matter.
- Professor's Bayer's slides were very fluent and helpful.
- Great at communicating challenging subject matter in an accessible way

**21 - Normal 0 false false false EN-US JA X-NONE 1. Weaknesses of the course**

- Gets repetitive
- seemed that some kids simply weren't intellectually prepared for the complex subject matter
- Spending \$50 on a course pack filled with scanned pages that could have been uploaded to Blackboard for free.

**22 - Normal 0 false false false EN-US JA X-NONE 1. Weaknesses of the instructor**

- nothing
- none

**23 - Suggested improvements for the course**

- none

**24 - Suggested improvements for the instructor**

- none

**Loyola University New Orleans**  
**Fall 2015 - College of Humanities and Natural Sciences**

**Course:** 15F-PHIL-U282-001: FREE WILL AND DETERMINISM

**Instructor:** Benjamin Bayer \*

**25 - This course stimulated critical, analytical, creative, and/or independent thinking.**

Response Option	Weight	Frequency	Percent	Percent Responses				Means				
Strongly agree	(5)	6	85.71%					4.71	4.17			
Agree	(4)	0	0%									
Neutral	(3)	1	14.29%									
Disagree	(2)	0	0%									
Strongly disagree	(1)	0	0%									
				0	25	50	75	100	Instructor	College		
Return Rate	Mean	STD	Median	College	Mean	STD	Median					
7/14 (50%)	4.71	0.78	5.00	1,838	4.17	1.03	4.00					

**26 - 1. This course challenged me to think critically.**

Response Option	Weight	Frequency	Percent	Percent Responses				Means				
Strongly agree	(5)	6	85.71%					4.71	4.13			
Agree	(4)	0	0%									
Neutral	(3)	1	14.29%									
Disagree	(2)	0	0%									
Strongly disagree	(1)	0	0%									
				0	25	50	75	100	Instructor	College		
Return Rate	Mean	STD	Median	College	Mean	STD	Median					
7/14 (50%)	4.71	0.78	5.00	1,840	4.13	1.03	4.00					

**27 - 1. This course challenged me to communicate effectively.**

Response Option	Weight	Frequency	Percent	Percent Responses				Means				
Strongly agree	(5)	4	57.14%					4.43	3.98			
Agree	(4)	2	28.57%									
Neutral	(3)	1	14.29%									
Disagree	(2)	0	0%									
Strongly disagree	(1)	0	0%									
				0	25	50	75	100	Instructor	College		
Return Rate	Mean	STD	Median	College	Mean	STD	Median					
7/14 (50%)	4.43	0.79	5.00	1,847	3.98	1.07	4.00					

**28 - 1. This course challenged me to use quantitative reasoning.**

Response Option	Weight	Frequency	Percent	Percent Responses				Means				
Strongly agree	(5)	3	42.86%					3.86	3.86			
Agree	(4)	1	14.29%									
Neutral	(3)	2	28.57%									
Disagree	(2)	1	14.29%									
Strongly disagree	(1)	0	0%									
				0	25	50	75	100	Instructor	College		
Return Rate	Mean	STD	Median	College	Mean	STD	Median					
7/14 (50%)	3.86	1.21	4.00	1,835	3.86	1.05	4.00					

**Loyola University New Orleans**  
**Fall 2015 - College of Humanities and Natural Sciences**

**Course:** 15F-PHIL-U282-001: FREE WILL AND DETERMINISM

**Instructor:** Benjamin Bayer \*

**29 - 1. This course challenged me to use information literacy skills.**

Response Option	Weight	Frequency	Percent	Percent Responses			Means				
Strongly agree	(5)	4	57.14%								
Agree	(4)	2	28.57%								
Neutral	(3)	1	14.29%								
Disagree	(2)	0	0%								
Strongly disagree	(1)	0	0%								
				0	25	50	75	100	Instructor	College	
Return Rate	Mean	STD	Median	College	Mean	STD	Median				
7/14 (50%)	4.43	0.79	5.00	1,640	4.12	0.97	4.00				

**30 - 1. This course challenged me to use ethical reasoning.**

Response Option	Weight	Frequency	Percent	Percent Responses			Means				
Strongly agree	(5)	4	57.14%								
Agree	(4)	1	14.29%								
Neutral	(3)	2	28.57%								
Disagree	(2)	0	0%								
Strongly disagree	(1)	0	0%								
				0	25	50	75	100	Instructor	College	
Return Rate	Mean	STD	Median	College	Mean	STD	Median				
7/14 (50%)	4.29	0.95	5.00	1,653	4.04	1.04	4.00				

**Loyola University New Orleans**  
**Fall 2015 - College of Humanities and Natural Sciences**

**Course:** 15F-PHIL-U282-002: FREE WILL AND DETERMINISM

**Instructor:** Benjamin Bayer \*

**1 - This course stimulated critical, analytical, creative, and/or independent thinking.**

Response Option	Weight	Frequency	Percent	Percent Responses			Means				
Strongly agree	(5)	3	42.86%				4.14	4.20			
Agree	(4)	3	42.86%								
Neutral	(3)	0	0%								
Disagree	(2)	1	14.29%								
Strongly disagree	(1)	0	0%								
				0	25	50	75	100	Instructor	College	
Return Rate	Mean	STD	Median	College	Mean	STD	Median				
7/14 (50%)	4.14	1.07	4.00	4,372	4.20	0.99	4.00				

**2 - 1. The course syllabus made the objectives and requirements of this course clear.**

Response Option	Weight	Frequency	Percent	Percent Responses			Means				
Strongly agree	(5)	4	57.14%				4.57	4.26			
Agree	(4)	3	42.86%								
Neutral	(3)	0	0%								
Disagree	(2)	0	0%								
Strongly disagree	(1)	0	0%								
				0	25	50	75	100	Instructor	College	
Return Rate	Mean	STD	Median	College	Mean	STD	Median				
7/14 (50%)	4.57	0.53	5.00	4,329	4.26	0.96	5.00				

**3 - 1. There was considerable agreement between the announced objectives and what was actually covered.**

Response Option	Weight	Frequency	Percent	Percent Responses			Means				
Strongly agree	(5)	4	57.14%				4.57	4.26			
Agree	(4)	3	42.86%								
Neutral	(3)	0	0%								
Disagree	(2)	0	0%								
Strongly disagree	(1)	0	0%								
				0	25	50	75	100	Instructor	College	
Return Rate	Mean	STD	Median	College	Mean	STD	Median				
7/14 (50%)	4.57	0.53	5.00	4,287	4.26	0.94	4.00				

**4 - The textbooks and teaching materials were beneficial.**

Response Option	Weight	Frequency	Percent	Percent Responses			Means				
Strongly agree	(5)	2	28.57%				3.57	4.05			
Agree	(4)	3	42.86%								
Neutral	(3)	0	0%								
Disagree	(2)	1	14.29%								
Strongly disagree	(1)	1	14.29%								
				0	25	50	75	100	Instructor	College	
Return Rate	Mean	STD	Median	College	Mean	STD	Median				
7/14 (50%)	3.57	1.51	4.00	4,275	4.05	1.04	4.00				

Loyola University New Orleans  
 Fall 2015 - College of Humanities and Natural Sciences

Course: 15F-PHIL-U282-002: FREE WILL AND DETERMINISM

Instructor: Benjamin Bayer \*

5 - 1. The examinations, tests, papers, projects, and class discussions were representative of the course content.

Response Option	Weight	Frequency	Percent	Percent Responses			Means		
Strongly agree	(5)	3	42.86%				4.14	4.25	
Agree	(4)	2	28.57%						
Neutral	(3)	2	28.57%						
Disagree	(2)	0	0%						
Strongly disagree	(1)	0	0%						
Return Rate	Mean	STD	Median	College	Mean	STD	Median		
7/14 (50%)	4.14	0.90	4.00	4,279	4.25	0.93	4.00		

6 - 1. The policy for late work and make-up assignments was clear.

Response Option	Weight	Frequency	Percent	Percent Responses			Means		
Strongly agree	(5)	4	57.14%				4.57	4.15	
Agree	(4)	3	42.86%						
Neutral	(3)	0	0%						
Disagree	(2)	0	0%						
Strongly disagree	(1)	0	0%						
Return Rate	Mean	STD	Median	College	Mean	STD	Median		
7/14 (50%)	4.57	0.53	5.00	4,272	4.15	0.98	4.00		

7 - 1. If writing was a component of this class, it was a valuable learning experience.

Response Option	Weight	Frequency	Percent	Percent Responses			Means		
Strongly agree	(5)	2	28.57%				3.43	3.99	
Agree	(4)	2	28.57%						
Neutral	(3)	1	14.29%						
Disagree	(2)	1	14.29%						
Strongly disagree	(1)	1	14.29%						
Return Rate	Mean	STD	Median	College	Mean	STD	Median		
7/14 (50%)	3.43	1.51	4.00	4,245	3.99	1.04	4.00		

8 - If oral presentation was a component of this class, it was a valuable learning experience.

Response Option	Weight	Frequency	Percent	Percent Responses			Means		
Strongly agree	(5)	2	28.57%				3.29	3.78	
Agree	(4)	0	0%						
Neutral	(3)	4	57.14%						
Disagree	(2)	0	0%						
Strongly disagree	(1)	1	14.29%						
Return Rate	Mean	STD	Median	College	Mean	STD	Median		
7/14 (50%)	3.29	1.38	3.00	4,178	3.78	1.00	4.00		



**Loyola University New Orleans**  
**Fall 2015 - College of Humanities and Natural Sciences**

**Course:** 15F-PHIL-U282-002: FREE WILL AND DETERMINISM

**Instructor:** Benjamin Bayer \*

**9 - 1. The course was intellectually very challenging.**

Response Option	Weight	Frequency	Percent	Percent Responses				Means			
Strongly agree	(5)	5	71.43%					4.29	4.07		
Agree	(4)	0	0%								
Neutral	(3)	1	14.29%								
Disagree	(2)	1	14.29%								
Strongly disagree	(1)	0	0%								
<b>Return Rate</b>	<b>Mean</b>	<b>STD</b>	<b>Median</b>	<b>College</b>	<b>Mean</b>	<b>STD</b>	<b>Median</b>	<b>Instructor</b>	<b>College</b>		
7/14 (50%)	4.29	1.25	5.00	4,275	4.07	1.02	4.00				

**10 - 1. The instructor clearly described the grading procedures and policies.**

Response Option	Weight	Frequency	Percent	Percent Responses				Means			
Strongly agree	(5)	4	57.14%					4.43	4.17		
Agree	(4)	2	28.57%								
Neutral	(3)	1	14.29%								
Disagree	(2)	0	0%								
Strongly disagree	(1)	0	0%								
<b>Return Rate</b>	<b>Mean</b>	<b>STD</b>	<b>Median</b>	<b>College</b>	<b>Mean</b>	<b>STD</b>	<b>Median</b>	<b>Instructor</b>	<b>College</b>		
7/14 (50%)	4.43	0.79	5.00	4,278	4.17	0.98	4.00				

**11 - 1. The instructor followed the described grading procedure.**

Response Option	Weight	Frequency	Percent	Percent Responses				Means			
Strongly agree	(5)	4	57.14%					4.43	4.26		
Agree	(4)	2	28.57%								
Neutral	(3)	1	14.29%								
Disagree	(2)	0	0%								
Strongly disagree	(1)	0	0%								
<b>Return Rate</b>	<b>Mean</b>	<b>STD</b>	<b>Median</b>	<b>College</b>	<b>Mean</b>	<b>STD</b>	<b>Median</b>	<b>Instructor</b>	<b>College</b>		
7/14 (50%)	4.43	0.79	5.00	4,272	4.26	0.88	4.00				

**12 - 1. The instructor made helpful comments on or about papers and exams.**

Response Option	Weight	Frequency	Percent	Percent Responses				Means			
Strongly agree	(5)	2	28.57%					3.29	4.05		
Agree	(4)	1	14.29%								
Neutral	(3)	2	28.57%								
Disagree	(2)	1	14.29%								
Strongly disagree	(1)	1	14.29%								
<b>Return Rate</b>	<b>Mean</b>	<b>STD</b>	<b>Median</b>	<b>College</b>	<b>Mean</b>	<b>STD</b>	<b>Median</b>	<b>Instructor</b>	<b>College</b>		
7/14 (50%)	3.29	1.50	3.00	4,275	4.05	1.08	4.00				

**Loyola University New Orleans**  
**Fall 2015 - College of Humanities and Natural Sciences**

**Course:** 15F-PHIL-U282-002: FREE WILL AND DETERMINISM

**Instructor:** Benjamin Bayer \*

**13 - 1. The instructor stimulated critical, analytical, creative, and independent thinking.**

Response Option	Weight	Frequency	Percent	Percent Responses				Means				
Strongly agree	(5)	3	42.86%					4.00	4.19			
Agree	(4)	3	42.86%									
Neutral	(3)	0	0%									
Disagree	(2)	0	0%									
Strongly disagree	(1)	1	14.29%									
				0	25	50	75	100	Instructor	College		
Return Rate	Mean	STD	Median	College	Mean	STD	Median					
7/14 (50%)	4.00	1.41	4.00	4,270	4.19	1.00	4.00					

**14 - 1. The instructor communicated the subject matter effectively.**

Response Option	Weight	Frequency	Percent	Percent Responses				Means				
Strongly agree	(5)	3	42.86%					3.57	4.14			
Agree	(4)	1	14.29%									
Neutral	(3)	1	14.29%									
Disagree	(2)	1	14.29%									
Strongly disagree	(1)	1	14.29%									
				0	25	50	75	100	Instructor	College		
Return Rate	Mean	STD	Median	College	Mean	STD	Median					
7/14 (50%)	3.57	1.62	4.00	4,278	4.14	1.08	4.00					

**15 - 1. The instructor made adequate provision for consultation and assistance.**

Response Option	Weight	Frequency	Percent	Percent Responses				Means				
Strongly agree	(5)	4	57.14%					4.43	4.21			
Agree	(4)	2	28.57%									
Neutral	(3)	1	14.29%									
Disagree	(2)	0	0%									
Strongly disagree	(1)	0	0%									
				0	25	50	75	100	Instructor	College		
Return Rate	Mean	STD	Median	College	Mean	STD	Median					
7/14 (50%)	4.43	0.79	5.00	4,275	4.21	0.93	4.00					

**16 - 1. The instructor was punctual in correcting tests and papers.**

Response Option	Weight	Frequency	Percent	Percent Responses				Means				
Strongly agree	(5)	5	71.43%					4.71	4.16			
Agree	(4)	2	28.57%									
Neutral	(3)	0	0%									
Disagree	(2)	0	0%									
Strongly disagree	(1)	0	0%									
				0	25	50	75	100	Instructor	College		
Return Rate	Mean	STD	Median	College	Mean	STD	Median					
7/14 (50%)	4.71	0.49	5.00	4,273	4.16	0.99	4.00					

**Loyola University New Orleans**  
**Fall 2015 - College of Humanities and Natural Sciences**

**Course:** 15F-PHIL-U282-002: FREE WILL AND DETERMINISM

**Instructor:** Benjamin Bayer \*

**17 - 1. The instructor treated students fairly and equally.**

Response Option	Weight	Frequency	Percent	Percent Responses				Means				
Strongly agree	(5)	2	28.57%									
Agree	(4)	3	42.86%									
Neutral	(3)	1	14.29%									
Disagree	(2)	1	14.29%									
Strongly disagree	(1)	0	0%									
				0	25	50	75	100	Instructor	College		
Return Rate	Mean	STD	Median	College	Mean	STD	Median					
7/14 (50%)	3.88	1.07	4.00	4,273	4.37	0.88	5.00					

**18 - 1. I would recommend this instructor to other students.**

Response Option	Weight	Frequency	Percent	Percent Responses				Means				
Strongly agree	(5)	2	28.57%									
Agree	(4)	2	28.57%									
Neutral	(3)	1	14.29%									
Disagree	(2)	0	0%									
Strongly disagree	(1)	2	28.57%									
				0	25	50	75	100	Instructor	College		
Return Rate	Mean	STD	Median	College	Mean	STD	Median					
7/14 (50%)	3.29	1.70	4.00	4,281	4.11	1.13	4.00					

**19 - Normal 0 false false false EN-US JA X-NONE 1. Strengths of the course**

- Enough to talk about in class to have notes on lecture
- challenged me to really think critically about the material. it was so interesting or challenging that i had to discuss it outside of class to family members and friends. It kept everyone involved.

**20 - Normal 0 false false false EN-US JA X-NONE 1. Strengths of the instructor**

- Attentive and enthusiastic about material
- the teacher was able to teach a difficult and sometimes uninteresting topic in a way that made it interesting. He related it to real life scenarios and took his time and had interest in making sure the material was easily understandable to everyone.
- super enthusiastic about the topic

**21 - Normal 0 false false false EN-US JA X-NONE 1. Weaknesses of the course**

- Textbook course pack
- at times can really be too challenging. some of the material really could lead you to question your beliefs and ways of the universe. Not so much a bad thing, but wondering if it is on the level for undergraduates.
- We studied WAYYYY too many philosophers. Its impossible to keep them straight

**22 - Normal 0 false false false EN-US JA X-NONE 1. Weaknesses of the instructor**

- n/a
- The way you ask questions is always either super wordy and confusing or the answer is so obvious and dumb. I think the clicker quizzes that were just about opinion we unnecessary and im so angry i spent money for the app because it did not add to the class it only made grading the quizzes easier for you. Also the second paper question was confusing and if you consistently have poeople who don't do well because they are not answering the right question then it is probably the question not all of us. Asking college seniors obvious questions is taken as condescending and will not make it participation any better. Also the discussion board is kind of redundant if we have good conversations in class. Also the set up of the powerpoints is confusing how you repeat multiple slides on each presentation.

**23 - Suggested improvements for the course**

- Easier to dissect reading materials
- n/a

Loyola University New Orleans  
 Fall 2015 - College of Humanities and Natural Sciences

Course: 15F-PHIL-U282-002: FREE WILL AND DETERMINISM  
 Instructor: Benjamin Bayer \*

24 - Suggested improvements for the instructor

• n/a

25 - This course stimulated critical, analytical, creative, and/or independent thinking.

Response Option	Weight	Frequency	Percent	Percent Responses				Means		
Strongly agree	(5)	3	42.86%					4.00	4.17	
Agree	(4)	3	42.86%							
Neutral	(3)	0	0%							
Disagree	(2)	0	0%							
Strongly disagree	(1)	1	14.29%							
				0	25	50	75	100	Instructor	College
Return Rate	Mean	STD	Median	College	Mean	STD	Median			
7/14 (50%)	4.00	1.41	4.00	1,638	4.17	1.03	4.00			

26 - 1. This course challenged me to think critically.

Response Option	Weight	Frequency	Percent	Percent Responses				Means		
Strongly agree	(5)	3	42.86%					3.86	4.13	
Agree	(4)	2	28.57%							
Neutral	(3)	1	14.29%							
Disagree	(2)	0	0%							
Strongly disagree	(1)	1	14.29%							
				0	25	50	75	100	Instructor	College
Return Rate	Mean	STD	Median	College	Mean	STD	Median			
7/14 (50%)	3.86	1.46	4.00	1,640	4.13	1.03	4.00			

27 - 1. This course challenged me to communicate effectively.

Response Option	Weight	Frequency	Percent	Percent Responses				Means		
Strongly agree	(5)	3	42.86%					3.57	3.96	
Agree	(4)	1	14.29%							
Neutral	(3)	1	14.29%							
Disagree	(2)	1	14.29%							
Strongly disagree	(1)	1	14.29%							
				0	25	50	75	100	Instructor	College
Return Rate	Mean	STD	Median	College	Mean	STD	Median			
7/14 (50%)	3.57	1.62	4.00	1,647	3.96	1.07	4.00			

28 - 1. This course challenged me to use quantitative reasoning.

Response Option	Weight	Frequency	Percent	Percent Responses				Means		
Strongly agree	(5)	2	28.57%					3.43	3.86	
Agree	(4)	1	14.29%							
Neutral	(3)	3	42.86%							
Disagree	(2)	0	0%							
Strongly disagree	(1)	1	14.29%							
				0	25	50	75	100	Instructor	College
Return Rate	Mean	STD	Median	College	Mean	STD	Median			
7/14 (50%)	3.43	1.40	3.00	1,635	3.86	1.05	4.00			

**Loyola University New Orleans**  
**Fall 2015 - College of Humanities and Natural Sciences**

**Course:** 15F-PHIL-U282-002: FREE WILL AND DETERMINISM

**Instructor:** Benjamin Bayer \*

**29 - 1. This course challenged me to use information literacy skills.**

Response Option	Weight	Frequency	Percent	Percent Responses			Means				
Strongly agree	(5)	2	28.57%								
Agree	(4)	4	57.14%								
Neutral	(3)	0	0%								
Disagree	(2)	1	14.29%								
Strongly disagree	(1)	0	0%								
				0	25	50	75	100	Instructor	College	
Return Rate	Mean	STD	Median	College	Mean	STD	Median				
7/14 (50%)	4.00	1.00	4.00	1,640	4.12	0.97	4.00				

**30 - 1. This course challenged me to use ethical reasoning.**

Response Option	Weight	Frequency	Percent	Percent Responses			Means				
Strongly agree	(5)	4	57.14%								
Agree	(4)	2	28.57%								
Neutral	(3)	0	0%								
Disagree	(2)	0	0%								
Strongly disagree	(1)	1	14.29%								
				0	25	50	75	100	Instructor	College	
Return Rate	Mean	STD	Median	College	Mean	STD	Median				
7/14 (50%)	4.14	1.48	5.00	1,653	4.04	1.04	4.00				

**Loyola University New Orleans**  
**SP15 College of Humanities and Natural Sciences**

**Course:** 15S-PHIL-V252-051: MAKING MORAL DECISIONS

**Instructor:** Benjamin Bayer \*

**1 - This course stimulated critical, analytical, creative, and/or independent thinking.**

Response Option	Weight	Frequency	Percent	Percent Responses	Means
Strongly agree	(5)	19	42.22%		4.11
Agree	(4)	17	37.78%		
Neutral	(3)	5	11.11%		
Disagree	(2)	3	6.67%		
Strongly disagree	(1)	1	2.22%		
				0 25 50 75 100	Instructor
Return Rate	Mean	STD	Median		
45/57 (78.95%)	4.11	1.01	4.00		

**2 - 1. The course syllabus made the objectives and requirements of this course clear.**

Response Option	Weight	Frequency	Percent	Percent Responses	Means
Strongly agree	(5)	22	50%		4.27
Agree	(4)	14	31.82%		
Neutral	(3)	7	15.91%		
Disagree	(2)	0	0%		
Strongly disagree	(1)	1	2.27%		
				0 25 50 75 100	Instructor
Return Rate	Mean	STD	Median		
44/57 (77.19%)	4.27	0.90	4.50		

**3 - 1. There was considerable agreement between the announced objectives and what was actually covered.**

Response Option	Weight	Frequency	Percent	Percent Responses	Means
Strongly agree	(5)	20	46.51%		4.37
Agree	(4)	19	44.19%		
Neutral	(3)	4	9.3%		
Disagree	(2)	0	0%		
Strongly disagree	(1)	0	0%		
				0 25 50 75 100	Instructor
Return Rate	Mean	STD	Median		
43/57 (75.44%)	4.37	0.66	4.00		

**4 - The textbooks and teaching materials were beneficial.**

Response Option	Weight	Frequency	Percent	Percent Responses	Means
Strongly agree	(5)	11	25%		3.70
Agree	(4)	16	36.36%		
Neutral	(3)	11	25%		
Disagree	(2)	5	11.36%		
Strongly disagree	(1)	1	2.27%		
				0 25 50 75 100	Instructor
Return Rate	Mean	STD	Median		
44/57 (77.19%)	3.70	1.05	4.00		

**Loyola University New Orleans**  
**SP15 College of Humanities and Natural Sciences**

**Course:** 15S-PHIL-V252-051: MAKING MORAL DECISIONS

**Instructor:** Benjamin Bayer \*

**5 - 1. The examinations, tests, papers, projects, and class discussions were representative of the course content.**

Response Option	Weight	Frequency	Percent	Percent Responses	Means
Strongly agree	(5)	17	40.48%		4.21
Agree	(4)	18	42.86%		
Neutral	(3)	6	14.29%		
Disagree	(2)	1	2.38%		
Strongly disagree	(1)	0	0%		
				0 25 50 75 100	Instructor
Return Rate	Mean	STD	Median		
42/57 (73.68%)	4.21	0.78	4.00		

**6 - 1. The policy for late work and make-up assignments was clear.**

Response Option	Weight	Frequency	Percent	Percent Responses	Means
Strongly agree	(5)	19	44.19%		4.30
Agree	(4)	20	46.51%		
Neutral	(3)	3	6.98%		
Disagree	(2)	0	0%		
Strongly disagree	(1)	1	2.33%		
				0 25 50 75 100	Instructor
Return Rate	Mean	STD	Median		
43/57 (75.44%)	4.30	0.80	4.00		

**7 - 1. If writing was a component of this class, it was a valuable learning experience.**

Response Option	Weight	Frequency	Percent	Percent Responses	Means
Strongly agree	(5)	9	20.45%		3.73
Agree	(4)	20	45.45%		
Neutral	(3)	10	22.73%		
Disagree	(2)	4	9.09%		
Strongly disagree	(1)	1	2.27%		
				0 25 50 75 100	Instructor
Return Rate	Mean	STD	Median		
44/57 (77.19%)	3.73	0.97	4.00		

**8 - If oral presentation was a component of this class, it was a valuable learning experience.**

Response Option	Weight	Frequency	Percent	Percent Responses	Means
Strongly agree	(5)	5	11.63%		3.35
Agree	(4)	8	18.6%		
Neutral	(3)	28	65.12%		
Disagree	(2)	1	2.33%		
Strongly disagree	(1)	1	2.33%		
				0 25 50 75 100	Instructor
Return Rate	Mean	STD	Median		
43/57 (75.44%)	3.35	0.81	3.00		

**Loyola University New Orleans**  
**SP15 College of Humanities and Natural Sciences**

**Course:** 15S-PHIL-V252-051: MAKING MORAL DECISIONS

**Instructor:** Benjamin Bayer \*

**9 - 1. The course was intellectually very challenging.**

Response Option	Weight	Frequency	Percent	Percent Responses		Means					
Strongly agree	(5)	18	40.91%			4.11					
Agree	(4)	17	38.64%								
Neutral	(3)	6	13.64%								
Disagree	(2)	2	4.55%								
Strongly disagree	(1)	1	2.27%								
				0	25	50	75	100	Instructor		
Return Rate	Mean	STD	Median								
44/57 (77.19%)	4.11	0.97	4.00								

**10 - 1. The instructor clearly described the grading procedures and policies.**

Response Option	Weight	Frequency	Percent	Percent Responses		Means					
Strongly agree	(5)	27	61.36%			4.45					
Agree	(4)	12	27.27%								
Neutral	(3)	3	6.82%								
Disagree	(2)	2	4.55%								
Strongly disagree	(1)	0	0%								
				0	25	50	75	100	Instructor		
Return Rate	Mean	STD	Median								
44/57 (77.19%)	4.45	0.82	5.00								

**11 - 1. The instructor followed the described grading procedure.**

Response Option	Weight	Frequency	Percent	Percent Responses		Means					
Strongly agree	(5)	24	54.55%			4.36					
Agree	(4)	14	31.82%								
Neutral	(3)	4	9.09%								
Disagree	(2)	2	4.55%								
Strongly disagree	(1)	0	0%								
				0	25	50	75	100	Instructor		
Return Rate	Mean	STD	Median								
44/57 (77.19%)	4.36	0.84	5.00								

**12 - 1. The instructor made helpful comments on or about papers and exams.**

Response Option	Weight	Frequency	Percent	Percent Responses		Means					
Strongly agree	(5)	17	38.64%			4.02					
Agree	(4)	17	38.64%								
Neutral	(3)	6	13.64%								
Disagree	(2)	2	4.55%								
Strongly disagree	(1)	2	4.55%								
				0	25	50	75	100	Instructor		
Return Rate	Mean	STD	Median								
44/57 (77.19%)	4.02	1.07	4.00								



**Loyola University New Orleans**  
**SP15 College of Humanities and Natural Sciences**

**Course:** 15S-PHIL-V252-051: MAKING MORAL DECISIONS

**Instructor:** Benjamin Bayer \*

**13 - 1. The instructor stimulated critical, analytical, creative, and independent thinking.**

Response Option	Weight	Frequency	Percent	Percent Responses		Means					
Strongly agree	(5)	16	37.21%			4.14					
Agree	(4)	19	44.19%								
Neutral	(3)	6	13.95%								
Disagree	(2)	2	4.65%								
Strongly disagree	(1)	0	0%								
				0	25	50	75	100	Instructor		
Return Rate	Mean	STD	Median								
43/57 (75.44%)	4.14	0.83	4.00								

**14 - 1. The instructor communicated the subject matter effectively.**

Response Option	Weight	Frequency	Percent	Percent Responses		Means					
Strongly agree	(5)	20	45.45%			4.23					
Agree	(4)	16	36.36%								
Neutral	(3)	6	13.64%								
Disagree	(2)	2	4.55%								
Strongly disagree	(1)	0	0%								
				0	25	50	75	100	Instructor		
Return Rate	Mean	STD	Median								
44/57 (77.19%)	4.23	0.88	4.00								

**15 - 1. The instructor made adequate provision for consultation and assistance.**

Response Option	Weight	Frequency	Percent	Percent Responses		Means					
Strongly agree	(5)	19	43.18%			4.30					
Agree	(4)	20	45.45%								
Neutral	(3)	4	9.09%								
Disagree	(2)	1	2.27%								
Strongly disagree	(1)	0	0%								
				0	25	50	75	100	Instructor		
Return Rate	Mean	STD	Median								
44/57 (77.19%)	4.30	0.73	4.00								

**16 - 1. The instructor was punctual in correcting tests and papers.**

Response Option	Weight	Frequency	Percent	Percent Responses		Means					
Strongly agree	(5)	22	50%			4.32					
Agree	(4)	15	34.09%								
Neutral	(3)	6	13.64%								
Disagree	(2)	1	2.27%								
Strongly disagree	(1)	0	0%								
				0	25	50	75	100	Instructor		
Return Rate	Mean	STD	Median								
44/57 (77.19%)	4.32	0.80	4.50								

Loyola University New Orleans  
 SP15 College of Humanities and Natural Sciences

Course: 15S-PHIL-V252-051: MAKING MORAL DECISIONS

Instructor: Benjamin Bayer \*

**17 - 1. The instructor treated students fairly and equally.**

Response Option	Weight	Frequency	Percent	Percent Responses	Means
Strongly agree	(5)	15	34.09%		4.07
Agree	(4)	20	45.45%		
Neutral	(3)	7	15.91%		
Disagree	(2)	1	2.27%		
Strongly disagree	(1)	1	2.27%		
				0 25 50 75 100	Instructor
Return Rate	Mean	STD	Median		
44/57 (77.19%)	4.07	0.90	4.00		

**18 - 1. I would recommend this instructor to other students.**

Response Option	Weight	Frequency	Percent	Percent Responses	Means
Strongly agree	(5)	13	29.55%		3.68
Agree	(4)	17	38.64%		
Neutral	(3)	6	13.64%		
Disagree	(2)	3	6.82%		
Strongly disagree	(1)	5	11.36%		
				0 25 50 75 100	Instructor
Return Rate	Mean	STD	Median		
44/57 (77.19%)	3.68	1.29	4.00		

**19 - Normal 0 false false EN-US JA X-NONE 1. Strengths of the course**

Return Rate	12/57 (21.05%)
<ul style="list-style-type: none"> <li>▪ Very interesting viewpoints on different moralities</li> <li>▪ Highlighted issues of agreement before diving into the controversial topics; each topic was covered succinctly and was always reviewed before moving onto the next topic; straightforward assignments, especially with papers; group discussions worked nicely with topic of morality</li> <li>▪ I was opened to many perspectives of opinions that were previously unfamiliar. Stimulating class discussion lead by Professor Bayer was always insightful and challenging.</li> <li>▪ Gives students opinion on certain topics a chance to be heard</li> <li>▪ Manageable reading and interesting material inspire worthwhile discussion.</li> <li>▪ great discussion, critical thought</li> <li>▪ challenging and thought provoking</li> <li>▪ It was awesome</li> <li>▪ Makes you think critically</li> <li>▪ Critical thinking and self applications from the materials studied</li> <li>▪ organized</li> <li>▪ Extremely analytical and promoted a new way to think of moral controversies. I feel like I learned more in this class than many Philosophy classes I have taken thus far.</li> </ul>	

**Loyola University New Orleans**  
**SP15 College of Humanities and Natural Sciences**

**Course:** 15S-PHIL-V252-051: MAKING MORAL DECISIONS

**Instructor:** Benjamin Bayer \*

**20 - Normal 0 false false false EN-US JA X-NONE 1. Strengths of the instructor**

Return Rate 13/57 (22.81%)

- Seems passionate, exceptionally knowledgeable about what he teaches; never not interesting; stimulates critical thinking by constantly being devil's advocate
- Professor Bayer was very dedicated to making sure that each class students walked away understanding something new. Each class held my full attention through class discussion.
- Neutral in the debates and does not judge student for their opinion
- Knowledgeable, patient, and passionate.
- none
- impressive explanations and real-world examples, stimulated deep thought and discussion
- Makes helpful comments on written assignments
- Knowledgeable and tolerant of differing opinions
- He was awesome
- Enjoys what he teaches
- Organized and must have put lots of effort to keep it organized
- knows his shit
- He communicates the material extremely effectively without bias. He is very knowledgeable on the material and confident in his teaching style.

**21 - Normal 0 false false false EN-US JA X-NONE 1. Weaknesses of the course**

Return Rate 7/57 (12.28%)

- N/A
- A little too much quizzes giving to quickly
- Mundane lectures, hard tests (because they cover so many different authors)
- none
- Expensive book
- felt rushed in the end of semester
- easy to doze off

**Loyola University New Orleans**  
**SP15 College of Humanities and Natural Sciences**

**Course:** 15S-PHIL-V252-051: MAKING MORAL DECISIONS

**Instructor:** Benjamin Bayer \*

**22 - Normal 0 false false false EN-US JA X-NONE 1. Weaknesses of the instructor**

**Return Rate** 12/57 (21.05%)

- He has his own way of teaching which interferes with other peoples opinion of his lectures. Seems like he does not appreciate being contradicted
- N/A
- homework load was intense but kept students up to date with information
- none
- Grades rigorously without having taught the material adequately. Provides unclear instructions regarding paper format. Begins discussion with an open mind but quickly shuts down the ideas of students.
- all
- Needlessly pedantic.
- none
- None
- I dropped this class im annoyed that i have to fill out an evaluation
- Not much
- disrespectful, cuts people off who try to contribute to class discussion

**23 - Suggested improvements for the course**

**Return Rate** 7/57 (12.28%)

- Everything is good! ;)
- cut back on the number of quizzes taken to 15 instead of 20
- Perhaps to break up mundanity you could allow for a debate day once during the semester where everyone just yells at each other
- none
- Discussion points should come from in class & online. When online is a requirement to get points, it makes people not want to speak in class.
- NA
- make it a MWF course

**Loyola University New Orleans**  
**SP15 College of Humanities and Natural Sciences**

**Course:** 15S-PHIL-V252-051: MAKING MORAL DECISIONS

**Instructor:** Benjamin Bayer \*

**24 - Suggested improvements for the instructor**

<b>Return Rate</b>	9/57 (15.79%)
<ul style="list-style-type: none"> <li>▪ It would be interesting to know your own stance on moral topics, but it's nice that you maintain a neutral facade so we can form our own judgements and view each topic more objectively.</li> <li>▪ The homework load was intense but kept students up to date with fresh information. The essay grading could have been graded less tediously. The essays felt like persuasive arguments even when the final conclusion was unknown to any party.</li> <li>▪ none</li> <li>▪ Don't make your students buy a 65\$ textbook, published under the professor's name, that consists of mostly free articles or material that is readily available online.</li> <li>▪ none</li> <li>▪ try not to talk down to everyone</li> <li>▪ Allow more in class discussion while everything is on our minds.</li> <li>▪ NA</li> <li>▪ calm down a little bit</li> </ul>	

**25 - This course stimulated critical, analytical, creative, and/or independent thinking.**

Response Option	Weight	Frequency	Percent	Percent Responses				Means		
Strongly agree	(5)	17	40.48%					4.10		
Agree	(4)	16	38.1%							
Neutral	(3)	5	11.9%							
Disagree	(2)	4	9.52%							
Strongly disagree	(1)	0	0%							
<b>Return Rate</b>	<b>Mean</b>	<b>STD</b>	<b>Median</b>							
42/57 (73.68%)	4.10	0.96	4.00							

**26 - 1. This course challenged me to think critically.**







Response Option	Weight	Frequency	Percent	Percent Responses				Means		
Strongly agree	(5)	20	45.45%					4.14		
Agree	(4)	13	29.55%							
Neutral	(3)	8	18.18%							
Disagree	(2)	3	6.82%							
Strongly disagree	(1)	0	0%							
<b>Return Rate</b>	<b>Mean</b>	<b>STD</b>	<b>Median</b>							
44/57 (77.19%)	4.14	0.95	4.00							

Loyola University New Orleans  
 SP15 College of Humanities and Natural Sciences







Course: 15S-PHIL-V252-051: MAKING MORAL DECISIONS

Instructor: Benjamin Bayer \*







27 - 1. This course challenged me to communicate effectively.

Response Option	Weight	Frequency	Percent	Percent Responses	Means
Strongly agree	(5)	13	30.23%		 3.91
Agree	(4)	16	37.21%		
Neutral	(3)	12	27.91%		
Disagree	(2)	1	2.33%		
Strongly disagree	(1)	1	2.33%		
				0 25 50 75 100	Instructor
Return Rate	Mean	STD	Median		
43/57 (75.44%)	3.91	0.95	4.00		






28 - 1. This course challenged me to use quantitative reasoning.

Response Option	Weight	Frequency	Percent	Percent Responses	Means
Strongly agree	(5)	8	18.18%		 3.64
Agree	(4)	18	40.91%		
Neutral	(3)	13	29.55%		
Disagree	(2)	4	9.09%		
Strongly disagree	(1)	1	2.27%		
				0 25 50 75 100	Instructor
Return Rate	Mean	STD	Median		
44/57 (77.19%)	3.64	0.97	4.00		

29 - 1. This course challenged me to use information literacy skills.

Response Option	Weight	Frequency	Percent	Percent Responses	Means
Strongly agree	(5)	11	25%		 3.73
Agree	(4)	14	31.82%		
Neutral	(3)	16	36.36%		
Disagree	(2)	2	4.55%		
Strongly disagree	(1)	1	2.27%		
				0 25 50 75 100	Instructor
Return Rate	Mean	STD	Median		
44/57 (77.19%)	3.73	0.97	4.00		

30 - 1. This course challenged me to use ethical reasoning.

Response Option	Weight	Frequency	Percent	Percent Responses	Means
Strongly agree	(5)	21	47.73%		 4.23
Agree	(4)	14	31.82%		
Neutral	(3)	7	15.91%		
Disagree	(2)	2	4.55%		
Strongly disagree	(1)	0	0%		
				0 25 50 75 100	Instructor
Return Rate	Mean	STD	Median		
44/57 (77.19%)	4.23	0.89	4.00		

**Loyola University New Orleans**  
**SP15 College of Humanities and Natural Sciences**

**Course:** 15S-PHIL-A201-001: PRACTICAL LOGIC

**Instructor:** Benjamin Bayer \*

**1 - This course stimulated critical, analytical, creative, and/or independent thinking.**

Response Option	Weight	Frequency	Percent	Percent Responses	Means
Strongly agree	(5)	16	44.44%		 3.89
Agree	(4)	8	22.22%		
Neutral	(3)	7	19.44%		
Disagree	(2)	2	5.56%		
Strongly disagree	(1)	3	8.33%		
				0 25 50 75 100	Instructor
Return Rate	Mean	STD	Median		
38/43 (88.37%)	3.89	1.28	4.00		

**2 - 1. The course syllabus made the objectives and requirements of this course clear.**

Response Option	Weight	Frequency	Percent	Percent Responses	Means
Strongly agree	(5)	17	48.57%		 4.11
Agree	(4)	11	31.43%		
Neutral	(3)	3	8.57%		
Disagree	(2)	2	5.71%		
Strongly disagree	(1)	2	5.71%		
				0 25 50 75 100	Instructor
Return Rate	Mean	STD	Median		
35/43 (81.4%)	4.11	1.16	4.00		

**3 - 1. There was considerable agreement between the announced objectives and what was actually covered.**

Response Option	Weight	Frequency	Percent	Percent Responses	Means
Strongly agree	(5)	16	45.71%		 4.11
Agree	(4)	12	34.29%		
Neutral	(3)	3	8.57%		
Disagree	(2)	3	8.57%		
Strongly disagree	(1)	1	2.86%		
				0 25 50 75 100	Instructor
Return Rate	Mean	STD	Median		
35/43 (81.4%)	4.11	1.08	4.00		

**4 - The textbooks and teaching materials were beneficial.**

Response Option	Weight	Frequency	Percent	Percent Responses	Means
Strongly agree	(5)	11	31.43%		 3.49
Agree	(4)	7	20%		
Neutral	(3)	10	28.57%		
Disagree	(2)	2	5.71%		
Strongly disagree	(1)	5	14.29%		
				0 25 50 75 100	Instructor
Return Rate	Mean	STD	Median		
35/43 (81.4%)	3.49	1.38	4.00		

**Loyola University New Orleans**  
**SP15 College of Humanities and Natural Sciences**

**Course:** 15S-PHIL-A201-001: PRACTICAL LOGIC

**Instructor:** Benjamin Bayer \*

**5 - 1. The examinations, tests, papers, projects, and class discussions were representative of the course content.**

Response Option	Weight	Frequency	Percent	Percent Responses	Means
Strongly agree	(5)	16	47.06%		 4.08
Agree	(4)	10	29.41%		
Neutral	(3)	4	11.76%		
Disagree	(2)	2	5.88%		
Strongly disagree	(1)	2	5.88%		
				0 25 50 75 100	Instructor
Return Rate	Mean	STD	Median		
34/43 (79.07%)	4.08	1.18	4.00		

**6 - 1. The policy for late work and make-up assignments was clear.**

Response Option	Weight	Frequency	Percent	Percent Responses	Means
Strongly agree	(5)	19	54.29%		 4.40
Agree	(4)	13	37.14%		
Neutral	(3)	2	5.71%		
Disagree	(2)	0	0%		
Strongly disagree	(1)	1	2.86%		
				0 25 50 75 100	Instructor
Return Rate	Mean	STD	Median		
35/43 (81.4%)	4.40	0.85	5.00		

**7 - 1. If writing was a component of this class, it was a valuable learning experience.**

Response Option	Weight	Frequency	Percent	Percent Responses	Means
Strongly agree	(5)	7	20%		 3.51
Agree	(4)	12	34.29%		
Neutral	(3)	12	34.29%		
Disagree	(2)	0	0%		
Strongly disagree	(1)	4	11.43%		
				0 25 50 75 100	Instructor
Return Rate	Mean	STD	Median		
35/43 (81.4%)	3.51	1.17	4.00		

**8 - If oral presentation was a component of this class, it was a valuable learning experience.**

Response Option	Weight	Frequency	Percent	Percent Responses	Means
Strongly agree	(5)	4	11.43%		 3.34
Agree	(4)	9	25.71%		
Neutral	(3)	19	54.29%		
Disagree	(2)	1	2.86%		
Strongly disagree	(1)	2	5.71%		
				0 25 50 75 100	Instructor
Return Rate	Mean	STD	Median		
35/43 (81.4%)	3.34	0.94	3.00		



**Loyola University New Orleans**  
**SP15 College of Humanities and Natural Sciences**

**Course:** 15S-PHIL-A201-001: PRACTICAL LOGIC

**Instructor:** Benjamin Bayer \*

**9 - 1. The course was intellectually very challenging.**

Response Option	Weight	Frequency	Percent	Percent Responses	Means
Strongly agree	(5)	13	37.14%		 3.91
Agree	(4)	12	34.29%		
Neutral	(3)	7	20%		
Disagree	(2)	0	0%		
Strongly disagree	(1)	3	8.57%		
				0 25 50 75 100	Instructor
Return Rate	Mean	STD	Median		
35/43 (81.4%)	3.91	1.17	4.00		

**10 - 1. The instructor clearly described the grading procedures and policies.**

Response Option	Weight	Frequency	Percent	Percent Responses	Means
Strongly agree	(5)	17	48.57%		 4.23
Agree	(4)	13	37.14%		
Neutral	(3)	3	8.57%		
Disagree	(2)	0	0%		
Strongly disagree	(1)	2	5.71%		
				0 25 50 75 100	Instructor
Return Rate	Mean	STD	Median		
35/43 (81.4%)	4.23	1.03	4.00		

**11 - 1. The instructor followed the described grading procedure.**

Response Option	Weight	Frequency	Percent	Percent Responses	Means
Strongly agree	(5)	17	48.57%		 4.20
Agree	(4)	13	37.14%		
Neutral	(3)	2	5.71%		
Disagree	(2)	1	2.86%		
Strongly disagree	(1)	2	5.71%		
				0 25 50 75 100	Instructor
Return Rate	Mean	STD	Median		
35/43 (81.4%)	4.20	1.08	4.00		

**12 - 1. The instructor made helpful comments on or about papers and exams.**

Response Option	Weight	Frequency	Percent	Percent Responses	Means
Strongly agree	(5)	13	37.14%		 4.06
Agree	(4)	15	42.86%		
Neutral	(3)	5	14.29%		
Disagree	(2)	0	0%		
Strongly disagree	(1)	2	5.71%		
				0 25 50 75 100	Instructor
Return Rate	Mean	STD	Median		
35/43 (81.4%)	4.06	1.03	4.00		

**Loyola University New Orleans**  
**SP15 College of Humanities and Natural Sciences**

**Course:** 15S-PHIL-A201-001: PRACTICAL LOGIC

**Instructor:** Benjamin Bayer \*

**13 - 1. The instructor stimulated critical, analytical, creative, and independent thinking.**

Response Option	Weight	Frequency	Percent	Percent Responses	Means
Strongly agree	(5)	13	37.14%		 3.91
Agree	(4)	12	34.29%		
Neutral	(3)	7	20%		
Disagree	(2)	0	0%		
Strongly disagree	(1)	3	8.57%		
				0 25 50 75 100	Instructor
Return Rate	Mean	STD	Median		
35/43 (81.4%)	3.91	1.17	4.00		

**14 - 1. The instructor communicated the subject matter effectively.**

Response Option	Weight	Frequency	Percent	Percent Responses	Means
Strongly agree	(5)	14	40%		 4.00
Agree	(4)	13	37.14%		
Neutral	(3)	5	14.29%		
Disagree	(2)	0	0%		
Strongly disagree	(1)	3	8.57%		
				0 25 50 75 100	Instructor
Return Rate	Mean	STD	Median		
35/43 (81.4%)	4.00	1.18	4.00		

**15 - 1. The instructor made adequate provision for consultation and assistance.**

Response Option	Weight	Frequency	Percent	Percent Responses	Means
Strongly agree	(5)	13	38.24%		 4.09
Agree	(4)	13	38.24%		
Neutral	(3)	7	20.59%		
Disagree	(2)	0	0%		
Strongly disagree	(1)	1	2.94%		
				0 25 50 75 100	Instructor
Return Rate	Mean	STD	Median		
34/43 (79.07%)	4.09	0.93	4.00		

**16 - 1. The instructor was punctual in correcting tests and papers.**

Response Option	Weight	Frequency	Percent	Percent Responses	Means
Strongly agree	(5)	17	50%		 4.32
Agree	(4)	13	38.24%		
Neutral	(3)	3	8.82%		
Disagree	(2)	0	0%		
Strongly disagree	(1)	1	2.94%		
				0 25 50 75 100	Instructor
Return Rate	Mean	STD	Median		
34/43 (79.07%)	4.32	0.88	4.50		

**Loyola University New Orleans**  
**SP15 College of Humanities and Natural Sciences**

**Course:** 15S-PHIL-A201-001: PRACTICAL LOGIC

**Instructor:** Benjamin Bayer \*

**17 - 1. The instructor treated students fairly and equally.**

Response Option	Weight	Frequency	Percent	Percent Responses	Means
Strongly agree	(5)	12	34.29%		 3.86
Agree	(4)	13	37.14%		
Neutral	(3)	5	14.29%		
Disagree	(2)	3	8.57%		
Strongly disagree	(1)	2	5.71%		
				0 25 50 75 100	Instructor
Return Rate	Mean	STD	Median		
35/43 (81.4%)	3.86	1.17	4.00		

**18 - 1. I would recommend this instructor to other students.**

Response Option	Weight	Frequency	Percent	Percent Responses	Means
Strongly agree	(5)	7	20.59%		 3.44
Agree	(4)	13	38.24%		
Neutral	(3)	7	20.59%		
Disagree	(2)	2	5.88%		
Strongly disagree	(1)	5	14.71%		
				0 25 50 75 100	Instructor
Return Rate	Mean	STD	Median		
34/43 (79.07%)	3.44	1.31	4.00		

**19 - Normal 0 false false EN-US JA X-NONE 1. Strengths of the course**

Return Rate	11/43 (25.58%)
<ul style="list-style-type: none"> <li>▪ straightforward, tests reflect classwork</li> <li>▪ Learn the basics of logic</li> <li>▪ really encourages critical and analytical thinking</li> <li>▪ Easy content</li> <li>▪ Due dates for assignments were made very clear.</li> <li>▪ learn how to build an argument</li> <li>▪ This course was challenging, but not overly so. I felt I was given an appropriate amount of work.</li> <li>▪ extremely organized, all resources needed for an A were provided. Many opportunities to raise grade.</li> <li>▪ n</li> <li>▪ great elective class to take if not a required class. learned a lot about reasoning and fallacies.</li> <li>▪ He was clear on grading and procedures and was fair in grading, other than that, none. This course did not not encourage me to think critically...the opinion of the Professor was the only opinion that mattered.</li> </ul>	

**Loyola University New Orleans**  
**SP15 College of Humanities and Natural Sciences**

**Course:** 15S-PHIL-A201-001: PRACTICAL LOGIC

**Instructor:** Benjamin Bayer \*

**20 - Normal 0 false false false EN-US JA X-NONE 1. Strengths of the instructor**

Return Rate	14/43 (32.56%)
<ul style="list-style-type: none"> <li>▪ professional, smart, communicates</li> <li>▪ Extensive understanding of material.</li> <li>▪ passionate about the subject</li> <li>▪ Enthusiastic and knows information</li> <li>▪ Was easy to contact for questions.</li> <li>▪ detailed lectures</li> <li>▪ Dr. Bayer is particularly skilled at explaining these complex logical concepts in ways that are understandable to us logic newbies.</li> <li>▪ very organized &amp; thorough</li> <li>▪ very prompt</li> <li>▪ n</li> <li>▪ Professor is really on point and makes sure that his students grasp as much of his knowledge as possible. It is difficult for someone who is not a philosophy major yet the professor's passion is duly noted.</li> <li>▪ wish i would have taken a class from Professor Bayer sooner. Is great at communicating material to students in an efficient way. Gives good examples to help support material.</li> <li>▪ communicates promptly.</li> <li>▪ I wish I could say something, but I suppose he did have a an excitement to teach the content. His enthusiasm was appreciated but he tried too hard-he could of instead tried to form a relationship with the class and encourage class discussion instead of relying on a power point.</li> </ul>	

**21 - Normal 0 false false false EN-US JA X-NONE 1. Weaknesses of the course**

Return Rate	9/43 (20.93%)
<ul style="list-style-type: none"> <li>▪ n/a</li> <li>▪ I HATE THE DISCUSSION BOARDS!!!!!! A waste of my time! Pointless discussion! Causes people to post just to get points, rather than to try to stimulate conversation. RUINED THE COURSE FOR ME.</li> <li>▪ online discussion is pointless</li> <li>▪ N/A</li> <li>▪ The economic examples. Most examples and homework questions were relatable to me and my classmates, but the economic examples were sometimes hard to follow (I've never taken any sort of economics course...).</li> <li>▪ limited discussion in class</li> <li>▪ n</li> <li>▪ The tests and homework assignments require more critical thinking than the professor allows. Questions and problems must be shorter.</li> <li>▪ It's a poorly designed course-the structure was clear though. I didn't learn much, and I tried very hard to-the content seems irrelevant to much of anything.</li> </ul>	

Loyola University New Orleans  
SP15 College of Humanities and Natural Sciences

Course: 15S-PHIL-A201-001: PRACTICAL LOGIC

Instructor: Benjamin Bayer \*

22 - Normal 0 false false false EN-US JA X-NONE 1. Weaknesses of the instructor

Return Rate	10/43 (23.26%)
<ul style="list-style-type: none"><li>▪ sometimes comes off as abrasive toward more out-spoken students</li><li>▪ Does not always convey material in an easy to comprehend manner.</li><li>▪ sometimes doesn't see things from other people's point of view</li><li>▪ Some examples used in class were debatable, but he presented them as fact.</li><li>▪ concepts were presented in a wordy way, but explained very well</li><li>▪ n</li><li>▪ As a philosopher, I would expect the professor to be able to help his students boost their grades and be flexible with grading. Unfortunately, this was not the case. I am a finance major and have no interest in taking this course, but I still had to. I put effort into it and my grades reflected it. The sad part is that only because I failed to meet all of his attendance requirements at the 9:30 am session many times because I was truly unable to, the professor downgraded my grade a whole letter. I understand that rules are rules, but I would expect him to understand that we have other courses and circumstances going on in life, that I'm putting effort even though I dislike the subject, and am not always able to make it to his class. I like his passion, but he is close-minded and follows his strict policies as if they were glorious. He does not know how to approach the student with absolutely no interest in the class.</li><li>▪ only weakness is that sometimes he can talk a little fast, but other than that he is very clear</li><li>▪ Makes the material overly complicated. He must understand his audience, mostly business major taking the mandatory course (not philosophy majors.)</li><li>▪ It's absurd that the one textbook for the class was written by the Professor teaching it-I find it highly unethical which is ironic considering he is a Professor of Philosophy. I also feel his opinion and beliefs were projected onto the class-I did not appreciate feeling I had to "play the game" for this class and just please the Professor. At Loyola our Professors should encourage us to truly learn and form our own opinions (of course with evidence to back it up though). I felt like none of our Jesuit ideals were involved or crossed over into the course. oia, we should strive to have Professors that f</li></ul>	

23 - Suggested improvements for the course

Return Rate	8/43 (18.6%)
<ul style="list-style-type: none"><li>▪ n/a</li><li>▪ An alternative to discussion boards.</li><li>▪ N/A</li><li>▪ Maybe no (or fewer) economic examples? Most of us mere students have barely ever had to pay taxes...</li><li>▪ simplify concepts</li><li>▪ n</li><li>▪ Allow desired amount for exams.</li><li>▪ I'm not really sure why this is taught-it seems like the content of the course should rather be a unit in a philosophy class-not a whole class.</li></ul>	

**Loyola University New Orleans**  
**SP15 College of Humanities and Natural Sciences**

---

**Course:** 15S-PHIL-A201-001: PRACTICAL LOGIC

**Instructor:** Benjamin Bayer \*

---

**24 - Suggested improvements for the instructor**

Return Rate	8/43 (18.6%)
-------------	--------------

- maybe be careful of tone for the more out-spoken students who get butthurt easily
- Convey material to students in a manner that is easy to understand and not too overly philosophical.
- You can come across a little pretentious and condescending when students share their answers and opinions in class and it makes people not want to participate.
- Use more generic, or less abstract examples when first introducing a new concept.
- emphasis the important concepts
- n
- Be more flexible and read your students. Apply your mighty philosophy to enhance your teachings. Make your students want to go to class instead of having all these rules and policies about how you will downgrade them if they do not always show up no matter their course grade.
- Need a new approach to teaching style and make the class more interactive-the clickers only do a disservice to the students. He is a very sweet and understanding man though.

**Loyola University New Orleans**  
**College of Humanities and Natural Sciences**

**Course:** 14F-PHIL-U282-051: FREE WILL AND DETERMINISM

**Instructor:** Benjamin Bayer \*

**1 - This course stimulated critical, analytical, creative, and/or independent thinking.**

Response Option	Weight	Frequency	Percent	Percent Responses	Means
Strongly agree	(5)	15	50%		4.20
Agree	(4)	8	26.67%		
Neutral	(3)	6	20%		
Disagree	(2)	0	0%		
Strongly disagree	(1)	1	3.33%		
				0 25 50 75 100	Instructor
Return Rate	Mean	STD	Median		
30/30 (100%)	4.20	1.00	4.50		

**2 - 1. The course syllabus made the objectives and requirements of this course clear.**

Response Option	Weight	Frequency	Percent	Percent Responses	Means
Strongly agree	(5)	16	55.17%		4.45
Agree	(4)	12	41.38%		
Neutral	(3)	0	0%		
Disagree	(2)	0	0%		
Strongly disagree	(1)	1	3.45%		
				0 25 50 75 100	Instructor
Return Rate	Mean	STD	Median		
29/30 (96.67%)	4.45	0.83	5.00		

**3 - 1. There was considerable agreement between the announced objectives and what was actually covered.**

Response Option	Weight	Frequency	Percent	Percent Responses	Means
Strongly agree	(5)	16	55.17%		4.38
Agree	(4)	10	34.48%		
Neutral	(3)	2	6.9%		
Disagree	(2)	0	0%		
Strongly disagree	(1)	1	3.45%		
				0 25 50 75 100	Instructor
Return Rate	Mean	STD	Median		
29/30 (96.67%)	4.38	0.90	5.00		

**4 - The textbooks and teaching materials were beneficial.**

Response Option	Weight	Frequency	Percent	Percent Responses	Means
Strongly agree	(5)	13	44.83%		4.00
Agree	(4)	7	24.14%		
Neutral	(3)	6	20.69%		
Disagree	(2)	2	6.9%		
Strongly disagree	(1)	1	3.45%		
				0 25 50 75 100	Instructor
Return Rate	Mean	STD	Median		
29/30 (96.67%)	4.00	1.13	4.00		

**Loyola University New Orleans**  
**College of Humanities and Natural Sciences**

**Course:** 14F-PHIL-U282-051: FREE WILL AND DETERMINISM

**Instructor:** Benjamin Bayer \*

**5 - 1. The examinations, tests, papers, projects, and class discussions were representative of the course content.**

Response Option	Weight	Frequency	Percent	Percent Responses	Means
Strongly agree	(5)	15	51.72%		4.28
Agree	(4)	9	31.03%		
Neutral	(3)	4	13.79%		
Disagree	(2)	0	0%		
Strongly disagree	(1)	1	3.45%		
				0 25 50 75 100	Instructor
Return Rate	Mean	STD	Median		
29/30 (96.67%)	4.28	0.96	5.00		

**6 - 1. The policy for late work and make-up assignments was clear.**

Response Option	Weight	Frequency	Percent	Percent Responses	Means
Strongly agree	(5)	15	51.72%		4.31
Agree	(4)	11	37.93%		
Neutral	(3)	1	3.45%		
Disagree	(2)	1	3.45%		
Strongly disagree	(1)	1	3.45%		
				0 25 50 75 100	Instructor
Return Rate	Mean	STD	Median		
29/30 (96.67%)	4.31	0.97	5.00		

**7 - 1. If writing was a component of this class, it was a valuable learning experience.**

Response Option	Weight	Frequency	Percent	Percent Responses	Means
Strongly agree	(5)	11	37.93%		4.07
Agree	(4)	13	44.83%		
Neutral	(3)	2	6.9%		
Disagree	(2)	2	6.9%		
Strongly disagree	(1)	1	3.45%		
				0 25 50 75 100	Instructor
Return Rate	Mean	STD	Median		
29/30 (96.67%)	4.07	1.03	4.00		

**8 - If oral presentation was a component of this class, it was a valuable learning experience.**

Response Option	Weight	Frequency	Percent	Percent Responses	Means
Strongly agree	(5)	7	24.14%		3.52
Agree	(4)	3	10.34%		
Neutral	(3)	18	62.07%		
Disagree	(2)	0	0%		
Strongly disagree	(1)	1	3.45%		
				0 25 50 75 100	Instructor
Return Rate	Mean	STD	Median		
29/30 (96.67%)	3.52	0.99	3.00		



**Loyola University New Orleans**  
**College of Humanities and Natural Sciences**

**Course:** 14F-PHIL-U282-051: FREE WILL AND DETERMINISM

**Instructor:** Benjamin Bayer \*

**9 - 1. The course was intellectually very challenging.**

Response Option	Weight	Frequency	Percent	Percent Responses		Means					
Strongly agree	(5)	16	55.17%			4.41					
Agree	(4)	11	37.93%								
Neutral	(3)	1	3.45%								
Disagree	(2)	0	0%								
Strongly disagree	(1)	1	3.45%								
				0	25	50	75	100	Instructor		
<b>Return Rate</b>	<b>Mean</b>	<b>STD</b>	<b>Median</b>								
29/30 (96.67%)	4.41	0.87	5.00								

**10 - 1. The instructor clearly described the grading procedures and policies.**

Response Option	Weight	Frequency	Percent	Percent Responses		Means					
Strongly agree	(5)	18	62.07%			4.62					
Agree	(4)	11	37.93%								
Neutral	(3)	0	0%								
Disagree	(2)	0	0%								
Strongly disagree	(1)	0	0%								
				0	25	50	75	100	Instructor		
<b>Return Rate</b>	<b>Mean</b>	<b>STD</b>	<b>Median</b>								
29/30 (96.67%)	4.62	0.49	5.00								

**11 - 1. The instructor followed the described grading procedure.**

Response Option	Weight	Frequency	Percent	Percent Responses		Means					
Strongly agree	(5)	18	62.07%			4.55					
Agree	(4)	9	31.03%								
Neutral	(3)	2	6.9%								
Disagree	(2)	0	0%								
Strongly disagree	(1)	0	0%								
				0	25	50	75	100	Instructor		
<b>Return Rate</b>	<b>Mean</b>	<b>STD</b>	<b>Median</b>								
29/30 (96.67%)	4.55	0.63	5.00								

**12 - 1. The instructor made helpful comments on or about papers and exams.**

Response Option	Weight	Frequency	Percent	Percent Responses		Means					
Strongly agree	(5)	18	62.07%			4.31					
Agree	(4)	7	24.14%								
Neutral	(3)	0	0%								
Disagree	(2)	3	10.34%								
Strongly disagree	(1)	1	3.45%								
				0	25	50	75	100	Instructor		
<b>Return Rate</b>	<b>Mean</b>	<b>STD</b>	<b>Median</b>								
29/30 (96.67%)	4.31	1.14	5.00								

**Loyola University New Orleans**  
**College of Humanities and Natural Sciences**

**Course:** 14F-PHIL-U282-051: FREE WILL AND DETERMINISM

**Instructor:** Benjamin Bayer \*

**13 - 1. The instructor stimulated critical, analytical, creative, and independent thinking.**

Response Option	Weight	Frequency	Percent	Percent Responses	Means
Strongly agree	(5)	15	51.72%		4.28
Agree	(4)	9	31.03%		
Neutral	(3)	4	13.79%		
Disagree	(2)	0	0%		
Strongly disagree	(1)	1	3.45%		
				0 25 50 75 100	Instructor
Return Rate	Mean	STD	Median		
29/30 (96.67%)	4.28	0.96	5.00		

**14 - 1. The instructor communicated the subject matter effectively.**

Response Option	Weight	Frequency	Percent	Percent Responses	Means
Strongly agree	(5)	10	34.48%		4.03
Agree	(4)	14	48.28%		
Neutral	(3)	1	3.45%		
Disagree	(2)	4	13.79%		
Strongly disagree	(1)	0	0%		
				0 25 50 75 100	Instructor
Return Rate	Mean	STD	Median		
29/30 (96.67%)	4.03	0.98	4.00		

**15 - 1. The instructor made adequate provision for consultation and assistance.**

Response Option	Weight	Frequency	Percent	Percent Responses	Means
Strongly agree	(5)	14	48.28%		4.41
Agree	(4)	13	44.83%		
Neutral	(3)	2	6.9%		
Disagree	(2)	0	0%		
Strongly disagree	(1)	0	0%		
				0 25 50 75 100	Instructor
Return Rate	Mean	STD	Median		
29/30 (96.67%)	4.41	0.63	4.00		

**16 - 1. The instructor was punctual in correcting tests and papers.**

Response Option	Weight	Frequency	Percent	Percent Responses	Means
Strongly agree	(5)	11	37.93%		4.14
Agree	(4)	15	51.72%		
Neutral	(3)	1	3.45%		
Disagree	(2)	0	0%		
Strongly disagree	(1)	2	6.9%		
				0 25 50 75 100	Instructor
Return Rate	Mean	STD	Median		
29/30 (96.67%)	4.14	1.03	4.00		

**Loyola University New Orleans**  
**College of Humanities and Natural Sciences**

**Course:** 14F-PHIL-U282-051: FREE WILL AND DETERMINISM

**Instructor:** Benjamin Bayer \*

**17 - 1. The instructor treated students fairly and equally.**

Response Option	Weight	Frequency	Percent	Percent Responses	Means
Strongly agree	(5)	14	48.28%		 4.38
Agree	(4)	12	41.38%		
Neutral	(3)	3	10.34%		
Disagree	(2)	0	0%		
Strongly disagree	(1)	0	0%		
				0 25 50 75 100	Instructor
<b>Return Rate</b>	<b>Mean</b>	<b>STD</b>	<b>Median</b>		
29/30 (96.67%)	4.38	0.68	4.00		

**18 - 1. I would recommend this instructor to other students.**

Response Option	Weight	Frequency	Percent	Percent Responses	Means
Strongly agree	(5)	7	25%		 3.64
Agree	(4)	11	39.29%		
Neutral	(3)	4	14.29%		
Disagree	(2)	5	17.86%		
Strongly disagree	(1)	1	3.57%		
				0 25 50 75 100	Instructor
<b>Return Rate</b>	<b>Mean</b>	<b>STD</b>	<b>Median</b>		
28/30 (93.33%)	3.64	1.18	4.00		

**19 - Normal 0 false false EN-US JA X-NONE 1. Strengths of the course**

Return Rate	Mean
9/30 (30%)	
<ul style="list-style-type: none"> <li>▪ Extremely interesting and pertinent subject matter, pretty straightforward lecture class style, interesting powerpoint slides</li> <li>▪ Covers a lot of information and varies yet still ties things together to be understood better</li> <li>▪ None</li> <li>▪ Lots of discussion. Lectures and slides are well done, which really helps when studying for exams and writing papers.</li> <li>▪ very intellectually challenging</li> <li>▪ This was my favorite philosophy class I have taken. I am not a big fan of philosophy but this class was so engaging and well explained, if I had any room I would take your morality and ethics class next semester.</li> <li>▪ professor</li> <li>▪ The structure of reading quiz in the beginning and end helped to promote reading the materials while also helping students comprehend the materials before asking the harder questions.</li> <li>▪ interesting material</li> </ul>	

**Loyola University New Orleans**  
**College of Humanities and Natural Sciences**

**Course:** 14F-PHIL-U282-051: FREE WILL AND DETERMINISM

**Instructor:** Benjamin Bayer \*

**20 - Normal 0 false false false EN-US JA X-NONE 1. Strengths of the instructor**

Return Rate 6/30 (20%)

- Knowledgeable, punctual with starting class, explicitly clear with class policies, makes detailed suggestions/corrections for tests and papers
- Very knowledgeable and challenges you to do your best and think critically
- He's very knowledgeable on this subject
- Great lecturer. Allows for independent thinking while trying to get you to think long and hard about what you're saying.
- very clear
- Conveys material well, obviously has knowledge

**21 - Normal 0 false false false EN-US JA X-NONE 1. Weaknesses of the course**

Return Rate 12/30 (40%)

- Not much interaction in class besides occasional questions (online discussions replace this I guess)
- None
- None.
- not interesting, material was very difficult to comprehend and confusing
- The online discussion should be reconsidered. Maybe giving the option of verbal participation or a balance between the two.
- The only component was really unnecessary. It was just a forced recap of many of the conversations that we had already had in class.
- The course has too many components to keep up with. I think the blog post was too much to keep up with. Course matter seems a bit redundant.
- Online discussion was annoying
- online google group
- The clicker questions used to illustrate points could be very obvious and somewhat condescending at times. Very easy logical leaps were drawn out step by step in an obvious manner that dragged along at times.
- nothing
- Course packets are ridiculous

**Loyola University New Orleans**  
**College of Humanities and Natural Sciences**

**Course:** 14F-PHIL-U282-051: FREE WILL AND DETERMINISM

**Instructor:** Benjamin Bayer \*

**22 - Normal 0 false false false EN-US JA X-NONE 1. Weaknesses of the instructor**

**Return Rate** 9/30 (30%)

- Sometimes seems cocky
- Very particular in grading but, if instructions are followed, you should do fine
- His teaching is all over the place, Which can be confusing
- None.
- confusing
- The syllabus and all the time/ date constraints were confusing. In an effort to be as clear as possible, the polices were over thought and made more complex than necessary.
- Some explanations were not thorough enough.
- nothing
- too much online oriented discussion, I did not sign up for an online class

**23 - Suggested improvements for the course**

**Return Rate** 10/30 (33.33%)

- More verbal interaction in class between instructor and students
- None
- None.
- more time on each philosopher
- Possibly removing the discussion board
- less online posting requirements
- get rid of the online google group. It was not helpful and only caused distress. It was overwhelming looking at all the conversations and it was too hard to jump in the conversation.
- Perhaps allow more freedom in the structure of the paper; the current rigid structure stifles creativity
- none
- less online, more in class discussion

**24 - Suggested improvements for the instructor**

**Return Rate** 6/30 (20%)

- n/a
- He should get more to the point and make his power points more understanding
- None.
- Stop over thinking, over anticipating what the students would do/think in the context of late assignments and
- none
- none

**Loyola University New Orleans**  
**College of Humanities and Natural Sciences**

**Course:** 14F-PHIL-U282-051: FREE WILL AND DETERMINISM

**Instructor:** Benjamin Bayer \*

**25 - This course stimulated critical, analytical, creative, and/or independent thinking.**

Response Option	Weight	Frequency	Percent	Percent Responses	Means
Strongly agree	(5)	13	52%		4.40
Agree	(4)	9	36%		
Neutral	(3)	3	12%		
Disagree	(2)	0	0%		
Strongly disagree	(1)	0	0%		
				0 25 50 75 100	Instructor
Return Rate	Mean	STD	Median		
25/30 (83.33%)	4.40	0.71	5.00		

**26 - 1. This course challenged me to think critically.**

Response Option	Weight	Frequency	Percent	Percent Responses	Means
Strongly agree	(5)	14	56%		4.52
Agree	(4)	10	40%		
Neutral	(3)	1	4%		
Disagree	(2)	0	0%		
Strongly disagree	(1)	0	0%		
				0 25 50 75 100	Instructor
Return Rate	Mean	STD	Median		
25/30 (83.33%)	4.52	0.59	5.00		

**27 - 1. This course challenged me to communicate effectively.**

Response Option	Weight	Frequency	Percent	Percent Responses	Means
Strongly agree	(5)	12	46.15%		4.19
Agree	(4)	10	38.46%		
Neutral	(3)	2	7.69%		
Disagree	(2)	1	3.85%		
Strongly disagree	(1)	1	3.85%		
				0 25 50 75 100	Instructor
Return Rate	Mean	STD	Median		
26/30 (86.67%)	4.19	1.02	4.00		

**28 - 1. This course challenged me to use quantitative reasoning.**

Response Option	Weight	Frequency	Percent	Percent Responses	Means
Strongly agree	(5)	9	34.62%		3.92
Agree	(4)	10	38.46%		
Neutral	(3)	4	15.38%		
Disagree	(2)	2	7.69%		
Strongly disagree	(1)	1	3.85%		
				0 25 50 75 100	Instructor
Return Rate	Mean	STD	Median		
26/30 (86.67%)	3.92	1.09	4.00		

**Loyola University New Orleans**  
**College of Humanities and Natural Sciences**

**Course:** 14F-PHIL-U282-051: FREE WILL AND DETERMINISM

**Instructor:** Benjamin Bayer \*

**29 - 1. This course challenged me to use information literacy skills.**

Response Option	Weight	Frequency	Percent	Percent Responses	Means
Strongly agree	(5)	11	42.31%		4.23
Agree	(4)	13	50%		
Neutral	(3)	0	0%		
Disagree	(2)	1	3.85%		
Strongly disagree	(1)	1	3.85%		
				0 25 50 75 100	Instructor
Return Rate	Mean	STD	Median		
29/30 (86.67%)	4.23	0.95	4.00		

**30 - 1. This course challenged me to use ethical reasoning.**

Response Option	Weight	Frequency	Percent	Percent Responses	Means
Strongly agree	(5)	11	42.31%		4.12
Agree	(4)	10	38.46%		
Neutral	(3)	3	11.54%		
Disagree	(2)	1	3.85%		
Strongly disagree	(1)	1	3.85%		
				0 25 50 75 100	Instructor
Return Rate	Mean	STD	Median		
29/30 (86.67%)	4.12	1.03	4.00		

**Loyola University New Orleans**  
**College of Humanities and Natural Sciences**

**Course:** 14F-PHIL-H295-035: FREE WILL IN ACTION & THOUGHT

**Instructor:** Benjamin Bayer \*

**1 - This course stimulated critical, analytical, creative, and/or independent thinking.**

Response Option	Weight	Frequency	Percent	Percent Responses	Means
Strongly agree	(5)	2	40%		4.20
Agree	(4)	2	40%		
Neutral	(3)	1	20%		
Disagree	(2)	0	0%		
Strongly disagree	(1)	0	0%		
				0 25 50 75 100	Instructor
Return Rate	Mean	STD	Median		
5/5 (100%)	4.20	0.84	4.00		

**2 - 1. The course syllabus made the objectives and requirements of this course clear.**

Response Option	Weight	Frequency	Percent	Percent Responses	Means
Strongly agree	(5)	2	40%		4.40
Agree	(4)	3	60%		
Neutral	(3)	0	0%		
Disagree	(2)	0	0%		
Strongly disagree	(1)	0	0%		
				0 25 50 75 100	Instructor
Return Rate	Mean	STD	Median		
5/5 (100%)	4.40	0.55	4.00		

**3 - 1. There was considerable agreement between the announced objectives and what was actually covered.**

Response Option	Weight	Frequency	Percent	Percent Responses	Means
Strongly agree	(5)	2	40%		4.40
Agree	(4)	3	60%		
Neutral	(3)	0	0%		
Disagree	(2)	0	0%		
Strongly disagree	(1)	0	0%		
				0 25 50 75 100	Instructor
Return Rate	Mean	STD	Median		
5/5 (100%)	4.40	0.55	4.00		

**4 - The textbooks and teaching materials were beneficial.**

Response Option	Weight	Frequency	Percent	Percent Responses	Means
Strongly agree	(5)	1	20%		4.00
Agree	(4)	3	60%		
Neutral	(3)	1	20%		
Disagree	(2)	0	0%		
Strongly disagree	(1)	0	0%		
				0 25 50 75 100	Instructor
Return Rate	Mean	STD	Median		
5/5 (100%)	4.00	0.71	4.00		



**Loyola University New Orleans**  
**College of Humanities and Natural Sciences**

**Course:** 14F-PHIL-H295-035: FREE WILL IN ACTION & THOUGHT

**Instructor:** Benjamin Bayer \*

**5 - 1. The examinations, tests, papers, projects, and class discussions were representative of the course content.**

Response Option	Weight	Frequency	Percent	Percent Responses				Means			
Strongly agree	(5)	2	40%					4.40	Instructor		
Agree	(4)	3	60%								
Neutral	(3)	0	0%								
Disagree	(2)	0	0%								
Strongly disagree	(1)	0	0%								
				0	25	50	75	100			
Return Rate	Mean	STD	Median								
5/5 (100%)	4.40	0.55	4.00								

**6 - 1. The policy for late work and make-up assignments was clear.**

Response Option	Weight	Frequency	Percent	Percent Responses				Means			
Strongly agree	(5)	1	20%					4.20	Instructor		
Agree	(4)	4	80%								
Neutral	(3)	0	0%								
Disagree	(2)	0	0%								
Strongly disagree	(1)	0	0%								
				0	25	50	75	100			
Return Rate	Mean	STD	Median								
5/5 (100%)	4.20	0.45	4.00								

**7 - 1. If writing was a component of this class, it was a valuable learning experience.**

Response Option	Weight	Frequency	Percent	Percent Responses				Means			
Strongly agree	(5)	2	40%					4.20	Instructor		
Agree	(4)	2	40%								
Neutral	(3)	1	20%								
Disagree	(2)	0	0%								
Strongly disagree	(1)	0	0%								
				0	25	50	75	100			
Return Rate	Mean	STD	Median								
5/5 (100%)	4.20	0.84	4.00								

**8 - If oral presentation was a component of this class, it was a valuable learning experience.**

Response Option	Weight	Frequency	Percent	Percent Responses				Means			
Strongly agree	(5)	0	0%					3.20	Instructor		
Agree	(4)	1	20%								
Neutral	(3)	4	80%								
Disagree	(2)	0	0%								
Strongly disagree	(1)	0	0%								
				0	25	50	75	100			
Return Rate	Mean	STD	Median								
5/5 (100%)	3.20	0.45	3.00								

**Loyola University New Orleans**  
**College of Humanities and Natural Sciences**

**Course:** 14F-PHIL-H295-035: FREE WILL IN ACTION & THOUGHT

**Instructor:** Benjamin Bayer \*

**9 - 1. The course was intellectually very challenging.**

Response Option	Weight	Frequency	Percent	Percent Responses				Means			
Strongly agree	(5)	1	20%					4.00	Instructor		
Agree	(4)	3	60%								
Neutral	(3)	1	20%								
Disagree	(2)	0	0%								
Strongly disagree	(1)	0	0%								
				0	25	50	75	100			
<b>Return Rate</b>	<b>Mean</b>	<b>STD</b>	<b>Median</b>								
5/5 (100%)	4.00	0.71	4.00								

**10 - 1. The instructor clearly described the grading procedures and policies.**

Response Option	Weight	Frequency	Percent	Percent Responses				Means			
Strongly agree	(5)	2	40%					4.40	Instructor		
Agree	(4)	3	60%								
Neutral	(3)	0	0%								
Disagree	(2)	0	0%								
Strongly disagree	(1)	0	0%								
				0	25	50	75	100			
<b>Return Rate</b>	<b>Mean</b>	<b>STD</b>	<b>Median</b>								
5/5 (100%)	4.40	0.55	4.00								

**11 - 1. The instructor followed the described grading procedure.**

Response Option	Weight	Frequency	Percent	Percent Responses				Means			
Strongly agree	(5)	1	20%					4.20	Instructor		
Agree	(4)	4	80%								
Neutral	(3)	0	0%								
Disagree	(2)	0	0%								
Strongly disagree	(1)	0	0%								
				0	25	50	75	100			
<b>Return Rate</b>	<b>Mean</b>	<b>STD</b>	<b>Median</b>								
5/5 (100%)	4.20	0.45	4.00								

**12 - 1. The instructor made helpful comments on or about papers and exams.**

Response Option	Weight	Frequency	Percent	Percent Responses				Means			
Strongly agree	(5)	2	40%					4.20	Instructor		
Agree	(4)	2	40%								
Neutral	(3)	1	20%								
Disagree	(2)	0	0%								
Strongly disagree	(1)	0	0%								
				0	25	50	75	100			
<b>Return Rate</b>	<b>Mean</b>	<b>STD</b>	<b>Median</b>								
5/5 (100%)	4.20	0.84	4.00								

**Loyola University New Orleans**  
**College of Humanities and Natural Sciences**

**Course:** 14F-PHIL-H295-035: FREE WILL IN ACTION & THOUGHT

**Instructor:** Benjamin Bayer \*

**13 - 1. The instructor stimulated critical, analytical, creative, and independent thinking.**

Response Option	Weight	Frequency	Percent	Percent Responses				Means			
Strongly agree	(5)	2	40%					4.20	Instructor		
Agree	(4)	2	40%								
Neutral	(3)	1	20%								
Disagree	(2)	0	0%								
Strongly disagree	(1)	0	0%								
				0	25	50	75	100			
<b>Return Rate</b>	<b>Mean</b>	<b>STD</b>	<b>Median</b>								
5/5 (100%)	4.20	0.84	4.00								

**14 - 1. The instructor communicated the subject matter effectively.**

Response Option	Weight	Frequency	Percent	Percent Responses				Means			
Strongly agree	(5)	2	40%					4.40	Instructor		
Agree	(4)	3	60%								
Neutral	(3)	0	0%								
Disagree	(2)	0	0%								
Strongly disagree	(1)	0	0%								
				0	25	50	75	100			
<b>Return Rate</b>	<b>Mean</b>	<b>STD</b>	<b>Median</b>								
5/5 (100%)	4.40	0.55	4.00								

**15 - 1. The instructor made adequate provision for consultation and assistance.**

Response Option	Weight	Frequency	Percent	Percent Responses				Means			
Strongly agree	(5)	2	40%					4.40	Instructor		
Agree	(4)	3	60%								
Neutral	(3)	0	0%								
Disagree	(2)	0	0%								
Strongly disagree	(1)	0	0%								
				0	25	50	75	100			
<b>Return Rate</b>	<b>Mean</b>	<b>STD</b>	<b>Median</b>								
5/5 (100%)	4.40	0.55	4.00								

**16 - 1. The instructor was punctual in correcting tests and papers.**

Response Option	Weight	Frequency	Percent	Percent Responses				Means			
Strongly agree	(5)	2	40%					4.20	Instructor		
Agree	(4)	2	40%								
Neutral	(3)	1	20%								
Disagree	(2)	0	0%								
Strongly disagree	(1)	0	0%								
				0	25	50	75	100			
<b>Return Rate</b>	<b>Mean</b>	<b>STD</b>	<b>Median</b>								
5/5 (100%)	4.20	0.84	4.00								

**Loyola University New Orleans**  
**College of Humanities and Natural Sciences**

**Course:** 14F-PHIL-H295-035: FREE WILL IN ACTION & THOUGHT

**Instructor:** Benjamin Bayer \*

17 - 1. The instructor treated students fairly and equally.											
Response Option	Weight	Frequency	Percent	Percent Responses		Means					
Strongly agree	(5)	1	20%			4.20 					
Agree	(4)	4	80%								
Neutral	(3)	0	0%								
Disagree	(2)	0	0%								
Strongly disagree	(1)	0	0%								
				0	25	50	75	100	Instructor		
Return Rate	Mean	STD	Median								
5/5 (100%)	4.20	0.45	4.00								

18 - 1. I would recommend this instructor to other students.											
Response Option	Weight	Frequency	Percent	Percent Responses		Means					
Strongly agree	(5)	2	40%			4.20 					
Agree	(4)	2	40%								
Neutral	(3)	1	20%								
Disagree	(2)	0	0%								
Strongly disagree	(1)	0	0%								
				0	25	50	75	100	Instructor		
Return Rate	Mean	STD	Median								
5/5 (100%)	4.20	0.84	4.00								

19 - Normal 0 false false false EN-US JA X-NONE 1. Strengths of the course	
Return Rate	4/5 (80%)
<ul style="list-style-type: none"> <li>▪ Not sure.</li> <li>▪ Interesting Material</li> <li>▪ I liked the setup of the course. The online discussion board is a wonderful addition to what is happening in class.</li> <li>▪ It was well-organized, the slides were clear, and it was mentally stimulating.</li> </ul>	

20 - Normal 0 false false false EN-US JA X-NONE 1. Strengths of the instructor	
Return Rate	4/5 (80%)
<ul style="list-style-type: none"> <li>▪ Knowledge.</li> <li>▪ Very Clear Lectures</li> <li>▪ He was interested and excited about the topic, so he was able to clearly and effectively communicate the ideas to his students. His energy made the class exciting.</li> <li>▪ He understood the capabilities of the students and challenged us the right amount.</li> </ul>	

21 - Normal 0 false false false EN-US JA X-NONE 1. Weaknesses of the course	
Return Rate	3/5 (60%)
<ul style="list-style-type: none"> <li>▪ Tedious work. Mundane. Unmotivating.</li> <li>▪ Get repetitive towards the end</li> <li>▪ Some people dropped out because they were intimidated by the course description on the first day.</li> </ul>	

**Loyola University New Orleans**  
**College of Humanities and Natural Sciences**

**Course:** 14F-PHIL-H295-035: FREE WILL IN ACTION & THOUGHT

**Instructor:** Benjamin Bayer \*

**22 - Normal 0 false false false EN-US JA X-NONE 1. Weaknesses of the instructor**

<b>Return Rate</b>	3/5 (60%)
<ul style="list-style-type: none"> <li>• N/A</li> <li>• goes through the material almost the same way every time</li> <li>• None</li> </ul>	

**23 - Suggested improvements for the course**

<b>Return Rate</b>	3/5 (60%)
<ul style="list-style-type: none"> <li>• Not sure.</li> <li>• diversify the material</li> <li>• ...</li> </ul>	

**24 - Suggested improvements for the instructor**

<b>Return Rate</b>	3/5 (60%)
<ul style="list-style-type: none"> <li>• N/A.</li> <li>• take a different approach, switch up the teaching methods</li> <li>• Don't be as intimidating at the beginning</li> </ul>	

**25 - This course stimulated critical, analytical, creative, and/or independent thinking.**

Response Option	Weight	Frequency	Percent	Percent Responses	Means
Strongly agree	(5)	3	60%		
Agree	(4)	1	20%		
Neutral	(3)	1	20%		
Disagree	(2)	0	0%		
Strongly disagree	(1)	0	0%		
				0 25 50 75 100	Instructor
<b>Return Rate</b>	<b>Mean</b>	<b>STD</b>	<b>Median</b>		
5/5 (100%)	4.40	0.89	5.00		

**26 - To what extent was this course oriented toward lecture?**

Response Option	Weight	Frequency	Percent	Percent Responses	Means
1 (Not at all)	(1)	0	0%		
2	(2)	0	0%		
3	(3)	0	0%		
4 (Somewhat)	(4)	0	0%		
5	(5)	2	40%		
6	(6)	3	60%		
7 (Completely)	(7)	0	0%		
				0 25 50 75 100	Instructor
<b>Return Rate</b>	<b>Mean</b>	<b>STD</b>	<b>Median</b>		
5/5 (100%)	5.60	0.55	6.00		

**Loyola University New Orleans**  
**College of Humanities and Natural Sciences**

**Course:** 14F-PHIL-H295-035: FREE WILL IN ACTION & THOUGHT

**Instructor:** Benjamin Bayer \*

**27 - To what extent was this course oriented toward discussion?**

Response Option	Weight	Frequency	Percent	Percent Responses	Means
1 (Not at all)	(1)	0	0%		
2	(2)	0	0%		
3	(3)	1	20%		
4 (Somewhat)	(4)	1	20%		
5	(5)	2	40%		
6	(6)	1	20%		
7 (Completely)	(7)	0	0%		
				0 25 50 75 100	Instructor
<b>Return Rate</b>	<b>Mean</b>	<b>STD</b>	<b>Median</b>		
5/5 (100%)	4.60	1.14	5.00		

**28 - How did the balance work for you in terms of your engagement with the material?**

Response Option	Weight	Frequency	Percent	Percent Responses	Means
1 (Not at all)	(1)	0	0%		
2	(2)	0	0%		
3	(3)	0	0%		
4 (Somewhat)	(4)	1	20%		
5	(5)	2	40%		
6	(6)	2	40%		
7 (Completely)	(7)	0	0%		
				0 25 50 75 100	Instructor
<b>Return Rate</b>	<b>Mean</b>	<b>STD</b>	<b>Median</b>		
5/5 (100%)	5.20	0.84	5.00		

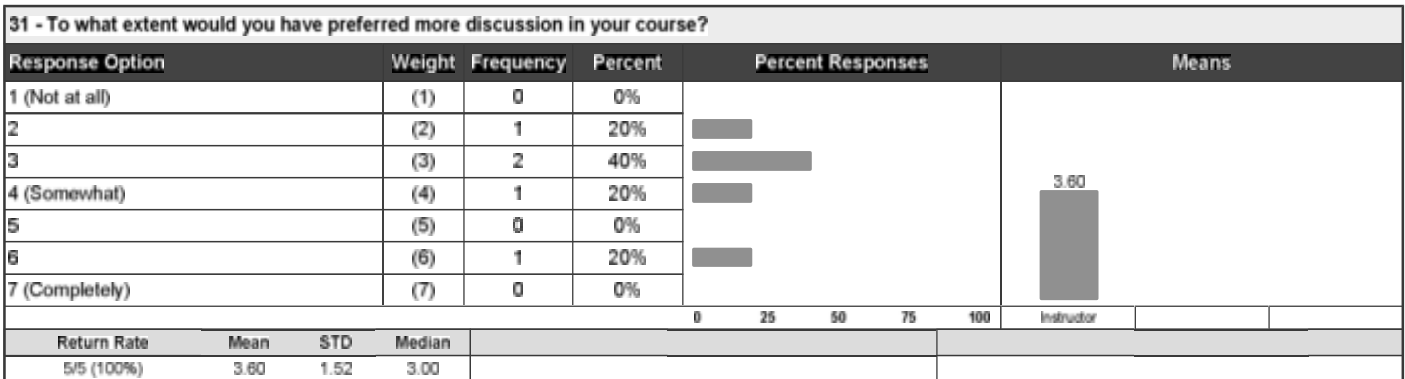
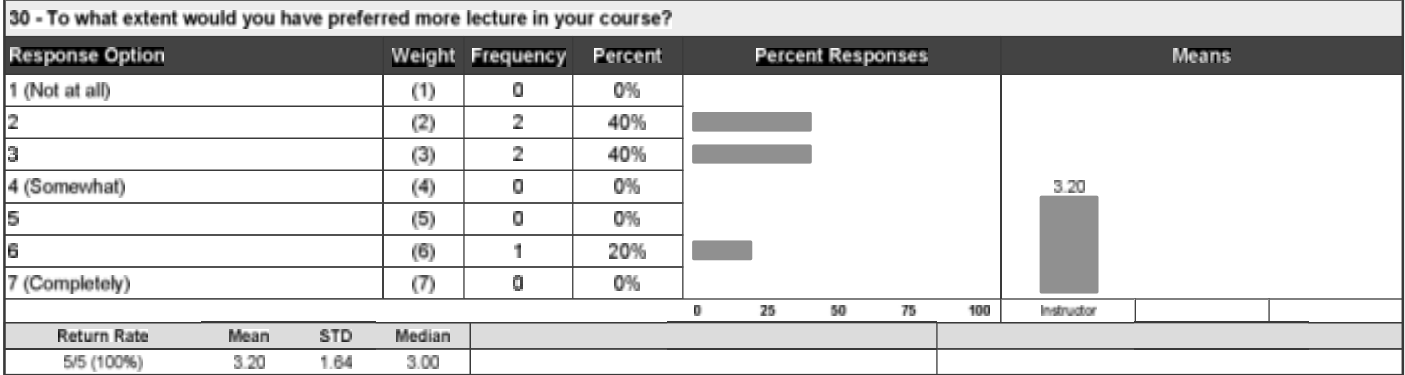
**29 - How did the balance work for you in terms of your understanding of the material?**

Response Option	Weight	Frequency	Percent	Percent Responses	Means
1 (Not at all)	(1)	0	0%		
2	(2)	0	0%		
3	(3)	0	0%		
4 (Somewhat)	(4)	0	0%		
5	(5)	4	80%		
6	(6)	1	20%		
7 (Completely)	(7)	0	0%		
				0 25 50 75 100	Instructor
<b>Return Rate</b>	<b>Mean</b>	<b>STD</b>	<b>Median</b>		
5/5 (100%)	5.20	0.45	5.00		

**Loyola University New Orleans**  
**College of Humanities and Natural Sciences**

**Course:** 14F-PHIL-H295-035: FREE WILL IN ACTION & THOUGHT

**Instructor:** Benjamin Bayer \*



**Loyola University New Orleans**  
**College of Humanities and Natural Sciences**

**Course:** 14F-PHIL-A294-001: FREE WILL IN ACTION & THOUGHT

**Instructor:** Benjamin Bayer \*

**1 - This course stimulated critical, analytical, creative, and/or independent thinking.**

Response Option	Weight	Frequency	Percent	Percent Responses				Means		
Strongly agree	(5)	5	83.33%					4.83		
Agree	(4)	1	16.67%							
Neutral	(3)	0	0%							
Disagree	(2)	0	0%							
Strongly disagree	(1)	0	0%							
				0	25	50	75	100	Instructor	
<b>Return Rate</b>	<b>Mean</b>	<b>STD</b>	<b>Median</b>							
6/6 (75%)	4.83	0.41	5.00							

**2 - 1. The course syllabus made the objectives and requirements of this course clear.**

Response Option	Weight	Frequency	Percent	Percent Responses				Means		
Strongly agree	(5)	5	83.33%					4.83		
Agree	(4)	1	16.67%							
Neutral	(3)	0	0%							
Disagree	(2)	0	0%							
Strongly disagree	(1)	0	0%							
				0	25	50	75	100	Instructor	
<b>Return Rate</b>	<b>Mean</b>	<b>STD</b>	<b>Median</b>							
6/6 (75%)	4.83	0.41	5.00							

**3 - 1. There was considerable agreement between the announced objectives and what was actually covered.**

Response Option	Weight	Frequency	Percent	Percent Responses				Means		
Strongly agree	(5)	4	66.67%					4.67		
Agree	(4)	2	33.33%							
Neutral	(3)	0	0%							
Disagree	(2)	0	0%							
Strongly disagree	(1)	0	0%							
				0	25	50	75	100	Instructor	
<b>Return Rate</b>	<b>Mean</b>	<b>STD</b>	<b>Median</b>							
6/6 (75%)	4.67	0.52	5.00							

**4 - The textbooks and teaching materials were beneficial.**

Response Option	Weight	Frequency	Percent	Percent Responses				Means		
Strongly agree	(5)	3	50%					4.50		
Agree	(4)	3	50%							
Neutral	(3)	0	0%							
Disagree	(2)	0	0%							
Strongly disagree	(1)	0	0%							
				0	25	50	75	100	Instructor	
<b>Return Rate</b>	<b>Mean</b>	<b>STD</b>	<b>Median</b>							
6/6 (75%)	4.50	0.55	4.50							



**Loyola University New Orleans**  
**College of Humanities and Natural Sciences**

**Course:** 14F-PHIL-A294-001: FREE WILL IN ACTION & THOUGHT

**Instructor:** Benjamin Bayer \*

**5 - 1. The examinations, tests, papers, projects, and class discussions were representative of the course content.**

Response Option	Weight	Frequency	Percent	Percent Responses				Means			
Strongly agree	(5)	6	100%					5.00			
Agree	(4)	0	0%								
Neutral	(3)	0	0%								
Disagree	(2)	0	0%								
Strongly disagree	(1)	0	0%								
				0	25	50	75	100	Instructor		
<b>Return Rate</b>	<b>Mean</b>	<b>STD</b>	<b>Median</b>								
6/6 (75%)	5.00	0.00	5.00								

**6 - 1. The policy for late work and make-up assignments was clear.**

Response Option	Weight	Frequency	Percent	Percent Responses				Means			
Strongly agree	(5)	4	66.67%					4.67			
Agree	(4)	2	33.33%								
Neutral	(3)	0	0%								
Disagree	(2)	0	0%								
Strongly disagree	(1)	0	0%								
				0	25	50	75	100	Instructor		
<b>Return Rate</b>	<b>Mean</b>	<b>STD</b>	<b>Median</b>								
6/6 (75%)	4.67	0.52	5.00								

**7 - 1. If writing was a component of this class, it was a valuable learning experience.**

Response Option	Weight	Frequency	Percent	Percent Responses				Means			
Strongly agree	(5)	4	66.67%					4.67			
Agree	(4)	2	33.33%								
Neutral	(3)	0	0%								
Disagree	(2)	0	0%								
Strongly disagree	(1)	0	0%								
				0	25	50	75	100	Instructor		
<b>Return Rate</b>	<b>Mean</b>	<b>STD</b>	<b>Median</b>								
6/6 (75%)	4.67	0.52	5.00								

**8 - If oral presentation was a component of this class, it was a valuable learning experience.**

Response Option	Weight	Frequency	Percent	Percent Responses				Means			
Strongly agree	(5)	3	50%					4.17			
Agree	(4)	1	16.67%								
Neutral	(3)	2	33.33%								
Disagree	(2)	0	0%								
Strongly disagree	(1)	0	0%								
				0	25	50	75	100	Instructor		
<b>Return Rate</b>	<b>Mean</b>	<b>STD</b>	<b>Median</b>								
6/6 (75%)	4.17	0.98	4.50								

**Loyola University New Orleans**  
**College of Humanities and Natural Sciences**

**Course:** 14F-PHIL-A294-001: FREE WILL IN ACTION & THOUGHT

**Instructor:** Benjamin Bayer \*

**9 - 1. The course was intellectually very challenging.**

Response Option	Weight	Frequency	Percent	Percent Responses				Means		
Strongly agree	(5)	6	100%					5.00	Instructor	
Agree	(4)	0	0%							
Neutral	(3)	0	0%							
Disagree	(2)	0	0%							
Strongly disagree	(1)	0	0%							
				0	25	50	75	100		
<b>Return Rate</b>	<b>Mean</b>	<b>STD</b>	<b>Median</b>							
6/6 (75%)	5.00	0.00	5.00							

**10 - 1. The instructor clearly described the grading procedures and policies.**

Response Option	Weight	Frequency	Percent	Percent Responses				Means		
Strongly agree	(5)	6	100%					5.00	Instructor	
Agree	(4)	0	0%							
Neutral	(3)	0	0%							
Disagree	(2)	0	0%							
Strongly disagree	(1)	0	0%							
				0	25	50	75	100		
<b>Return Rate</b>	<b>Mean</b>	<b>STD</b>	<b>Median</b>							
6/6 (75%)	5.00	0.00	5.00							

**11 - 1. The instructor followed the described grading procedure.**

Response Option	Weight	Frequency	Percent	Percent Responses				Means		
Strongly agree	(5)	5	100%					5.00	Instructor	
Agree	(4)	0	0%							
Neutral	(3)	0	0%							
Disagree	(2)	0	0%							
Strongly disagree	(1)	0	0%							
				0	25	50	75	100		
<b>Return Rate</b>	<b>Mean</b>	<b>STD</b>	<b>Median</b>							
5/8 (62.5%)	5.00	0.00	5.00							

**12 - 1. The instructor made helpful comments on or about papers and exams.**

Response Option	Weight	Frequency	Percent	Percent Responses				Means		
Strongly agree	(5)	3	60%					4.60	Instructor	
Agree	(4)	2	40%							
Neutral	(3)	0	0%							
Disagree	(2)	0	0%							
Strongly disagree	(1)	0	0%							
				0	25	50	75	100		
<b>Return Rate</b>	<b>Mean</b>	<b>STD</b>	<b>Median</b>							
5/8 (62.5%)	4.60	0.55	5.00							

**Loyola University New Orleans**  
**College of Humanities and Natural Sciences**

**Course:** 14F-PHIL-A294-001: FREE WILL IN ACTION & THOUGHT

**Instructor:** Benjamin Bayer \*

**13 - 1. The instructor stimulated critical, analytical, creative, and independent thinking.**

Response Option	Weight	Frequency	Percent	Percent Responses				Means			
Strongly agree	(5)	4	80%						Instructor		
Agree	(4)	1	20%								
Neutral	(3)	0	0%								
Disagree	(2)	0	0%								
Strongly disagree	(1)	0	0%								
				0	25	50	75	100			
<b>Return Rate</b>	<b>Mean</b>	<b>STD</b>	<b>Median</b>								
5/8 (62.5%)	4.80	0.45	5.00								

**14 - 1. The instructor communicated the subject matter effectively.**

Response Option	Weight	Frequency	Percent	Percent Responses				Means			
Strongly agree	(5)	5	100%						Instructor		
Agree	(4)	0	0%								
Neutral	(3)	0	0%								
Disagree	(2)	0	0%								
Strongly disagree	(1)	0	0%								
				0	25	50	75	100			
<b>Return Rate</b>	<b>Mean</b>	<b>STD</b>	<b>Median</b>								
5/8 (62.5%)	5.00	0.00	5.00								

**15 - 1. The instructor made adequate provision for consultation and assistance.**

Response Option	Weight	Frequency	Percent	Percent Responses				Means			
Strongly agree	(5)	5	100%						Instructor		
Agree	(4)	0	0%								
Neutral	(3)	0	0%								
Disagree	(2)	0	0%								
Strongly disagree	(1)	0	0%								
				0	25	50	75	100			
<b>Return Rate</b>	<b>Mean</b>	<b>STD</b>	<b>Median</b>								
5/8 (62.5%)	5.00	0.00	5.00								

**16 - 1. The instructor was punctual in correcting tests and papers.**

Response Option	Weight	Frequency	Percent	Percent Responses				Means			
Strongly agree	(5)	4	80%						Instructor		
Agree	(4)	1	20%								
Neutral	(3)	0	0%								
Disagree	(2)	0	0%								
Strongly disagree	(1)	0	0%								
				0	25	50	75	100			
<b>Return Rate</b>	<b>Mean</b>	<b>STD</b>	<b>Median</b>								
5/8 (62.5%)	4.80	0.45	5.00								

**Loyola University New Orleans**  
**College of Humanities and Natural Sciences**

**Course:** 14F-PHIL-A294-001: FREE WILL IN ACTION & THOUGHT

**Instructor:** Benjamin Bayer \*

17 - 1. The instructor treated students fairly and equally.										
Response Option	Weight	Frequency	Percent	Percent Responses				Means		
Strongly agree	(5)	4	100%							
Agree	(4)	0	0%							
Neutral	(3)	0	0%							
Disagree	(2)	0	0%							
Strongly disagree	(1)	0	0%							
				0	25	50	75	100	Instructor	
Return Rate	Mean	STD	Median							
4/8 (50%)	5.00	0.00	5.00							

18 - 1. I would recommend this instructor to other students.										
Response Option	Weight	Frequency	Percent	Percent Responses				Means		
Strongly agree	(5)	5	100%							
Agree	(4)	0	0%							
Neutral	(3)	0	0%							
Disagree	(2)	0	0%							
Strongly disagree	(1)	0	0%							
				0	25	50	75	100	Instructor	
Return Rate	Mean	STD	Median							
5/8 (62.5%)	5.00	0.00	5.00							

19 - Normal 0 false false false EN-US JA X-NONE 1. Strengths of the course	
Return Rate	5/8 (62.5%)
<ul style="list-style-type: none"> <li>▪ very intellectually challenging</li> <li>▪ It was very interesting and made way for critical thinking.</li> <li>▪ The easy accessibility to the notes</li> <li>▪ It is a challenging and stimulating course. Extremely interesting subject matter, I would recommend it to anyone who enjoys philosophy.</li> <li>▪ Passion which Bayer had for the material</li> </ul>	

20 - Normal 0 false false false EN-US JA X-NONE 1. Strengths of the instructor	
Return Rate	4/8 (50%)
<ul style="list-style-type: none"> <li>▪ very intelligent, well versed and knowledgeable on the topics covered. critical thinker.</li> <li>▪ Very helpful, organized, and taught really well.</li> <li>▪ His willingness to help each &amp; every student</li> <li>▪ Prof. Bayer is a great teacher. You can tell he is very passionate about the subject matter and that it is fun for him to teach, which makes it enjoyable to learn.</li> </ul>	

**Loyola University New Orleans**  
**College of Humanities and Natural Sciences**

**Course:** 14F-PHIL-A294-001: FREE WILL IN ACTION & THOUGHT

**Instructor:** Benjamin Bayer \*

**21 - Normal 0 false false false EN-US JA X-NONE 1. Weaknesses of the course**

Return Rate 4/8 (50%)

- challenging for those incapable of keeping up
- None
- None!
- Bayer's not very friendly, and some of his descriptions were unclear

**22 - Normal 0 false false false EN-US JA X-NONE 1. Weaknesses of the instructor**

Return Rate 3/8 (37.5%)

- gets excited and worked up easily
- None
- None!

**23 - Suggested improvements for the course**

Return Rate 2/8 (25%)

- None
- None!

**24 - Suggested improvements for the instructor**

Return Rate 2/8 (25%)

- None
- Wonderful Keep it up! Thanks for a wonderful semester!

**Loyola University New Orleans**  
**College of Humanities and Natural Sciences**

**Course:** 14F-PHIL-A201-001: PRACTICAL LOGIC

**Instructor:** Benjamin Bayer \*

**1 - This course stimulated critical, analytical, creative, and/or independent thinking.**

Response Option	Weight	Frequency	Percent	Percent Responses	Means
Strongly agree	(5)	6	37.5%		4.19
Agree	(4)	8	50%		
Neutral	(3)	1	6.25%		
Disagree	(2)	1	6.25%		
Strongly disagree	(1)	0	0%		
				0 25 50 75 100	Instructor
Return Rate	Mean	STD	Median		
16/17 (94.12%)	4.19	0.83	4.00		

**2 - 1. The course syllabus made the objectives and requirements of this course clear.**

Response Option	Weight	Frequency	Percent	Percent Responses	Means
Strongly agree	(5)	10	66.67%		4.67
Agree	(4)	5	33.33%		
Neutral	(3)	0	0%		
Disagree	(2)	0	0%		
Strongly disagree	(1)	0	0%		
				0 25 50 75 100	Instructor
Return Rate	Mean	STD	Median		
15/17 (88.24%)	4.67	0.49	5.00		

**3 - 1. There was considerable agreement between the announced objectives and what was actually covered.**

Response Option	Weight	Frequency	Percent	Percent Responses	Means
Strongly agree	(5)	11	73.33%		4.73
Agree	(4)	4	26.67%		
Neutral	(3)	0	0%		
Disagree	(2)	0	0%		
Strongly disagree	(1)	0	0%		
				0 25 50 75 100	Instructor
Return Rate	Mean	STD	Median		
15/17 (88.24%)	4.73	0.46	5.00		

**4 - The textbooks and teaching materials were beneficial.**

Response Option	Weight	Frequency	Percent	Percent Responses	Means
Strongly agree	(5)	6	40%		4.20
Agree	(4)	6	40%		
Neutral	(3)	3	20%		
Disagree	(2)	0	0%		
Strongly disagree	(1)	0	0%		
				0 25 50 75 100	Instructor
Return Rate	Mean	STD	Median		
15/17 (88.24%)	4.20	0.77	4.00		

**Loyola University New Orleans**  
**College of Humanities and Natural Sciences**

**Course:** 14F-PHIL-A201-001: PRACTICAL LOGIC

**Instructor:** Benjamin Bayer \*

**5 - 1. The examinations, tests, papers, projects, and class discussions were representative of the course content.**

Response Option	Weight	Frequency	Percent	Percent Responses	Means
Strongly agree	(5)	11	73.33%		
Agree	(4)	3	20%		
Neutral	(3)	1	6.67%		
Disagree	(2)	0	0%		
Strongly disagree	(1)	0	0%		
				0 25 50 75 100	Instructor
Return Rate	Mean	STD	Median		
15/17 (88.24%)	4.67	0.62	5.00		

**6 - 1. The policy for late work and make-up assignments was clear.**

Response Option	Weight	Frequency	Percent	Percent Responses	Means
Strongly agree	(5)	13	86.67%		
Agree	(4)	2	13.33%		
Neutral	(3)	0	0%		
Disagree	(2)	0	0%		
Strongly disagree	(1)	0	0%		
				0 25 50 75 100	Instructor
Return Rate	Mean	STD	Median		
15/17 (88.24%)	4.87	0.35	5.00		

**7 - 1. If writing was a component of this class, it was a valuable learning experience.**

Response Option	Weight	Frequency	Percent	Percent Responses	Means
Strongly agree	(5)	5	35.71%		
Agree	(4)	5	35.71%		
Neutral	(3)	3	21.43%		
Disagree	(2)	1	7.14%		
Strongly disagree	(1)	0	0%		
				0 25 50 75 100	Instructor
Return Rate	Mean	STD	Median		
14/17 (82.35%)	4.00	0.96	4.00		

**8 - If oral presentation was a component of this class, it was a valuable learning experience.**

Response Option	Weight	Frequency	Percent	Percent Responses	Means
Strongly agree	(5)	3	21.43%		
Agree	(4)	3	21.43%		
Neutral	(3)	7	50%		
Disagree	(2)	1	7.14%		
Strongly disagree	(1)	0	0%		
				0 25 50 75 100	Instructor
Return Rate	Mean	STD	Median		
14/17 (82.35%)	3.57	0.94	3.00		

**Loyola University New Orleans**  
**College of Humanities and Natural Sciences**

**Course:** 14F-PHIL-A201-001: PRACTICAL LOGIC

**Instructor:** Benjamin Bayer \*

**9 - 1. The course was intellectually very challenging.**

Response Option	Weight	Frequency	Percent	Percent Responses				Means		
Strongly agree	(5)	5	33.33%					4.13	Instructor	
Agree	(4)	7	46.67%							
Neutral	(3)	3	20%							
Disagree	(2)	0	0%							
Strongly disagree	(1)	0	0%							
				0	25	50	75	100		
Return Rate	Mean	STD	Median							
15/17 (88.24%)	4.13	0.74	4.00							

**10 - 1. The instructor clearly described the grading procedures and policies.**

Response Option	Weight	Frequency	Percent	Percent Responses				Means		
Strongly agree	(5)	9	60%					4.60	Instructor	
Agree	(4)	6	40%							
Neutral	(3)	0	0%							
Disagree	(2)	0	0%							
Strongly disagree	(1)	0	0%							
				0	25	50	75	100		
Return Rate	Mean	STD	Median							
15/17 (88.24%)	4.60	0.51	5.00							

**11 - 1. The instructor followed the described grading procedure.**

Response Option	Weight	Frequency	Percent	Percent Responses				Means		
Strongly agree	(5)	9	60%					4.60	Instructor	
Agree	(4)	6	40%							
Neutral	(3)	0	0%							
Disagree	(2)	0	0%							
Strongly disagree	(1)	0	0%							
				0	25	50	75	100		
Return Rate	Mean	STD	Median							
15/17 (88.24%)	4.60	0.51	5.00							

**12 - 1. The instructor made helpful comments on or about papers and exams.**

Response Option	Weight	Frequency	Percent	Percent Responses				Means		
Strongly agree	(5)	11	73.33%					4.73	Instructor	
Agree	(4)	4	26.67%							
Neutral	(3)	0	0%							
Disagree	(2)	0	0%							
Strongly disagree	(1)	0	0%							
				0	25	50	75	100		
Return Rate	Mean	STD	Median							
15/17 (88.24%)	4.73	0.48	5.00							



**Loyola University New Orleans**  
**College of Humanities and Natural Sciences**

**Course:** 14F-PHIL-A201-001: PRACTICAL LOGIC

**Instructor:** Benjamin Bayer \*

**13 - 1. The instructor stimulated critical, analytical, creative, and independent thinking.**

Response Option	Weight	Frequency	Percent	Percent Responses				Means		
Strongly agree	(5)	7	46.67%					4.40	Instructor	
Agree	(4)	7	46.67%							
Neutral	(3)	1	6.67%							
Disagree	(2)	0	0%							
Strongly disagree	(1)	0	0%							
				0	25	50	75	100		
Return Rate	Mean	STD	Median							
15/17 (88.24%)	4.40	0.63	4.00							

**14 - 1. The instructor communicated the subject matter effectively.**

Response Option	Weight	Frequency	Percent	Percent Responses				Means		
Strongly agree	(5)	7	46.67%					4.47	Instructor	
Agree	(4)	8	53.33%							
Neutral	(3)	0	0%							
Disagree	(2)	0	0%							
Strongly disagree	(1)	0	0%							
				0	25	50	75	100		
Return Rate	Mean	STD	Median							
15/17 (88.24%)	4.47	0.52	4.00							

**15 - 1. The instructor made adequate provision for consultation and assistance.**

Response Option	Weight	Frequency	Percent	Percent Responses				Means		
Strongly agree	(5)	7	46.67%					4.33	Instructor	
Agree	(4)	7	46.67%							
Neutral	(3)	0	0%							
Disagree	(2)	1	6.67%							
Strongly disagree	(1)	0	0%							
				0	25	50	75	100		
Return Rate	Mean	STD	Median							
15/17 (88.24%)	4.33	0.82	4.00							

**16 - 1. The instructor was punctual in correcting tests and papers.**

Response Option	Weight	Frequency	Percent	Percent Responses				Means		
Strongly agree	(5)	9	60%					4.47	Instructor	
Agree	(4)	5	33.33%							
Neutral	(3)	0	0%							
Disagree	(2)	1	6.67%							
Strongly disagree	(1)	0	0%							
				0	25	50	75	100		
Return Rate	Mean	STD	Median							
15/17 (88.24%)	4.47	0.83	5.00							

**Loyola University New Orleans**  
**College of Humanities and Natural Sciences**

**Course:** 14F-PHIL-A201-001: PRACTICAL LOGIC

**Instructor:** Benjamin Bayer \*

**17 - 1. The instructor treated students fairly and equally.**

Response Option	Weight	Frequency	Percent	Percent Responses	Means
Strongly agree	(5)	8	53.33%		 4.33
Agree	(4)	6	40%		
Neutral	(3)	0	0%		
Disagree	(2)	0	0%		
Strongly disagree	(1)	1	6.67%		
				0 25 50 75 100	Instructor
Return Rate	Mean	STD	Median		
15/17 (88.24%)	4.33	1.05	5.00		

**18 - 1. I would recommend this instructor to other students.**

Response Option	Weight	Frequency	Percent	Percent Responses	Means
Strongly agree	(5)	6	37.5%		 3.81
Agree	(4)	6	37.5%		
Neutral	(3)	0	0%		
Disagree	(2)	3	18.75%		
Strongly disagree	(1)	1	6.25%		
				0 25 50 75 100	Instructor
Return Rate	Mean	STD	Median		
16/17 (94.12%)	3.81	1.33	4.00		

**19 - Normal 0 false false false EN-US JA X-NONE 1. Strengths of the course**

Return Rate	5/17 (29.41%)
<ul style="list-style-type: none"> <li>▪ Class is more than fair. If you attend class regularly, a good grade is a given on homeworks and exams.</li> <li>▪ n/a</li> <li>▪ encourages rational thinking, helps train people to use logic and see through fallacies</li> <li>▪ The PowerPoints were very helpful when it came to studying the material</li> <li>▪ homework, slideshow presentation, and clicker questions</li> </ul>	

**20 - Normal 0 false false false EN-US JA X-NONE 1. Strengths of the instructor**

Return Rate	7/17 (41.18%)
<ul style="list-style-type: none"> <li>▪ Class is very well taught and it really helped that instructor uploaded powerpoint to blackboard, allowing me to pay more attention in class instead of just trying to vigorously type up notes.</li> <li>▪ n/a</li> <li>▪ Bayer really puts a lot of effort into teaching this course and it definitely shows.</li> <li>▪ uses real world examples, energetic</li> <li>▪ organized</li> <li>▪ In class, he was able to give many examples that further clarified the point he was trying to make. He made the material easy to understand.</li> <li>▪ made it very easy to understand material and very helpful with explaining/answering any questions</li> </ul>	

**Loyola University New Orleans**  
**College of Humanities and Natural Sciences**

**Course:** 14F-PHIL-A201-001: PRACTICAL LOGIC

**Instructor:** Benjamin Bayer \*

**21 - Normal 0 false false false EN-US JA X-NONE 1. Weaknesses of the course**

<b>Return Rate</b>	4/17 (23.53%)
<ul style="list-style-type: none"><li>• n/a</li><li>• I felt as if the Online Discussion component became a tedious task rather than something that I was able to learn from.</li><li>• took place 8:30 am</li><li>• online discussion</li></ul>	

**22 - Normal 0 false false false EN-US JA X-NONE 1. Weaknesses of the instructor**

<b>Return Rate</b>	5/17 (29.41%)
<ul style="list-style-type: none"><li>• n/a</li><li>• sometimes references are beyond normal scopes of knowledge</li><li>• hard to talk to.</li><li>• He talks in a condescending tone when arguing a point with a student. Sometimes I can see where he is coming from in that it is obvious that the student is wrongly arguing this point but instead of knocking the student down, try to understand where the person is coming from and what they believe before dismissing them</li><li>• needs to improve on how he responds to peoples opinions or answers that are wrong, can be a little harsh sometimes.</li></ul>	

**23 - Suggested improvements for the course**

<b>Return Rate</b>	3/17 (17.65%)
<ul style="list-style-type: none"><li>• I would maybe give more clear examples? Sometimes, the examples were too controversial and students got lost in debating the subject matter instead of analyzing whether it was a logical argument.</li><li>• n/a</li><li>• no more online discussion. would rather have a short paper due at the end of the week explaining the material we learned in class or have a class at the end of the week to discuss material</li></ul>	

**24 - Suggested improvements for the instructor**

<b>Return Rate</b>	1/17 (5.88%)
<ul style="list-style-type: none"><li>• n/a</li></ul>	

**Loyola University New Orleans**  
**College of Humanities and Natural Sciences**

**Course:** 14F-PHIL-A201-002: PRACTICAL LOGIC

**Instructor:** Benjamin Bayer \*

**1 - This course stimulated critical, analytical, creative, and/or independent thinking.**

Response Option	Weight	Frequency	Percent	Percent Responses	Means
Strongly agree	(5)	5	21.74%		
Agree	(4)	14	60.87%		
Neutral	(3)	3	13.04%		
Disagree	(2)	1	4.35%		
Strongly disagree	(1)	0	0%		
				0 25 50 75 100	Instructor
Return Rate	Mean	STD	Median		
23/23 (100%)	4.00	0.74	4.00		

**2 - 1. The course syllabus made the objectives and requirements of this course clear.**

Response Option	Weight	Frequency	Percent	Percent Responses	Means
Strongly agree	(5)	9	39.13%		
Agree	(4)	12	52.17%		
Neutral	(3)	2	8.7%		
Disagree	(2)	0	0%		
Strongly disagree	(1)	0	0%		
				0 25 50 75 100	Instructor
Return Rate	Mean	STD	Median		
23/23 (100%)	4.30	0.63	4.00		

**3 - 1. There was considerable agreement between the announced objectives and what was actually covered.**

Response Option	Weight	Frequency	Percent	Percent Responses	Means
Strongly agree	(5)	9	39.13%		
Agree	(4)	12	52.17%		
Neutral	(3)	2	8.7%		
Disagree	(2)	0	0%		
Strongly disagree	(1)	0	0%		
				0 25 50 75 100	Instructor
Return Rate	Mean	STD	Median		
23/23 (100%)	4.30	0.63	4.00		

**4 - The textbooks and teaching materials were beneficial.**

Response Option	Weight	Frequency	Percent	Percent Responses	Means
Strongly agree	(5)	2	9.09%		
Agree	(4)	5	22.73%		
Neutral	(3)	10	45.45%		
Disagree	(2)	4	18.18%		
Strongly disagree	(1)	1	4.55%		
				0 25 50 75 100	Instructor
Return Rate	Mean	STD	Median		
22/23 (95.65%)	3.14	0.99	3.00		

**Loyola University New Orleans**  
**College of Humanities and Natural Sciences**

**Course:** 14F-PHIL-A201-002: PRACTICAL LOGIC

**Instructor:** Benjamin Bayer \*

**5 - 1. The examinations, tests, papers, projects, and class discussions were representative of the course content.**

Response Option	Weight	Frequency	Percent	Percent Responses	Means
Strongly agree	(5)	8	34.78%		4.26
Agree	(4)	13	56.52%		
Neutral	(3)	2	8.7%		
Disagree	(2)	0	0%		
Strongly disagree	(1)	0	0%		
				0 25 50 75 100	Instructor
Return Rate	Mean	STD	Median		
23/23 (100%)	4.26	0.62	4.00		

**6 - 1. The policy for late work and make-up assignments was clear.**

Response Option	Weight	Frequency	Percent	Percent Responses	Means
Strongly agree	(5)	9	39.13%		4.35
Agree	(4)	13	56.52%		
Neutral	(3)	1	4.35%		
Disagree	(2)	0	0%		
Strongly disagree	(1)	0	0%		
				0 25 50 75 100	Instructor
Return Rate	Mean	STD	Median		
23/23 (100%)	4.35	0.57	4.00		

**7 - 1. If writing was a component of this class, it was a valuable learning experience.**

Response Option	Weight	Frequency	Percent	Percent Responses	Means
Strongly agree	(5)	3	13.64%		3.36
Agree	(4)	6	27.27%		
Neutral	(3)	10	45.45%		
Disagree	(2)	2	9.09%		
Strongly disagree	(1)	1	4.55%		
				0 25 50 75 100	Instructor
Return Rate	Mean	STD	Median		
22/23 (95.65%)	3.36	1.00	3.00		

**8 - If oral presentation was a component of this class, it was a valuable learning experience.**

Response Option	Weight	Frequency	Percent	Percent Responses	Means
Strongly agree	(5)	1	4.55%		3.14
Agree	(4)	4	18.18%		
Neutral	(3)	15	68.18%		
Disagree	(2)	1	4.55%		
Strongly disagree	(1)	1	4.55%		
				0 25 50 75 100	Instructor
Return Rate	Mean	STD	Median		
22/23 (95.65%)	3.14	0.77	3.00		

**Loyola University New Orleans**  
**College of Humanities and Natural Sciences**

**Course:** 14F-PHIL-A201-002: PRACTICAL LOGIC

**Instructor:** Benjamin Bayer \*

**9 - 1. The course was intellectually very challenging.**

Response Option	Weight	Frequency	Percent	Percent Responses				Means			
Strongly agree	(5)	7	30.43%					4.04		Instructor	
Agree	(4)	10	43.48%								
Neutral	(3)	6	26.09%								
Disagree	(2)	0	0%								
Strongly disagree	(1)	0	0%								
				0	25	50	75	100			
Return Rate	Mean	STD	Median								
23/23 (100%)	4.04	0.77	4.00								

**10 - 1. The instructor clearly described the grading procedures and policies.**

Response Option	Weight	Frequency	Percent	Percent Responses				Means			
Strongly agree	(5)	12	52.17%					4.43		Instructor	
Agree	(4)	10	43.48%								
Neutral	(3)	0	0%								
Disagree	(2)	1	4.35%								
Strongly disagree	(1)	0	0%								
				0	25	50	75	100			
Return Rate	Mean	STD	Median								
23/23 (100%)	4.43	0.73	5.00								

**11 - 1. The instructor followed the described grading procedure.**

Response Option	Weight	Frequency	Percent	Percent Responses				Means			
Strongly agree	(5)	13	56.52%					4.52		Instructor	
Agree	(4)	9	39.13%								
Neutral	(3)	1	4.35%								
Disagree	(2)	0	0%								
Strongly disagree	(1)	0	0%								
				0	25	50	75	100			
Return Rate	Mean	STD	Median								
23/23 (100%)	4.52	0.59	5.00								

**12 - 1. The instructor made helpful comments on or about papers and exams.**

Response Option	Weight	Frequency	Percent	Percent Responses				Means			
Strongly agree	(5)	5	21.74%					3.78		Instructor	
Agree	(4)	12	52.17%								
Neutral	(3)	4	17.39%								
Disagree	(2)	0	0%								
Strongly disagree	(1)	2	8.7%								
				0	25	50	75	100			
Return Rate	Mean	STD	Median								
23/23 (100%)	3.78	1.09	4.00								

**Loyola University New Orleans**  
**College of Humanities and Natural Sciences**

**Course:** 14F-PHIL-A201-002: PRACTICAL LOGIC

**Instructor:** Benjamin Bayer \*

**13 - 1. The instructor stimulated critical, analytical, creative, and independent thinking.**

Response Option	Weight	Frequency	Percent	Percent Responses	Means
Strongly agree	(5)	7	30.43%		4.13
Agree	(4)	13	56.52%		
Neutral	(3)	2	8.7%		
Disagree	(2)	1	4.35%		
Strongly disagree	(1)	0	0%		
				0 25 50 75 100	Instructor
Return Rate	Mean	STD	Median		
23/23 (100%)	4.13	0.76	4.00		

**14 - 1. The instructor communicated the subject matter effectively.**

Response Option	Weight	Frequency	Percent	Percent Responses	Means
Strongly agree	(5)	7	30.43%		4.09
Agree	(4)	13	56.52%		
Neutral	(3)	1	4.35%		
Disagree	(2)	2	8.7%		
Strongly disagree	(1)	0	0%		
				0 25 50 75 100	Instructor
Return Rate	Mean	STD	Median		
23/23 (100%)	4.09	0.85	4.00		

**15 - 1. The instructor made adequate provision for consultation and assistance.**

Response Option	Weight	Frequency	Percent	Percent Responses	Means
Strongly agree	(5)	9	39.13%		4.22
Agree	(4)	10	43.48%		
Neutral	(3)	4	17.39%		
Disagree	(2)	0	0%		
Strongly disagree	(1)	0	0%		
				0 25 50 75 100	Instructor
Return Rate	Mean	STD	Median		
23/23 (100%)	4.22	0.74	4.00		

**16 - 1. The instructor was punctual in correcting tests and papers.**

Response Option	Weight	Frequency	Percent	Percent Responses	Means
Strongly agree	(5)	11	47.83%		4.35
Agree	(4)	9	39.13%		
Neutral	(3)	3	13.04%		
Disagree	(2)	0	0%		
Strongly disagree	(1)	0	0%		
				0 25 50 75 100	Instructor
Return Rate	Mean	STD	Median		
23/23 (100%)	4.35	0.71	4.00		

**Loyola University New Orleans**  
**College of Humanities and Natural Sciences**

**Course:** 14F-PHIL-A201-002: PRACTICAL LOGIC

**Instructor:** Benjamin Bayer \*

**17 - 1. The instructor treated students fairly and equally.**

Response Option	Weight	Frequency	Percent	Percent Responses	Means
Strongly agree	(5)	8	34.78%		 4.09
Agree	(4)	11	47.83%		
Neutral	(3)	2	8.7%		
Disagree	(2)	2	8.7%		
Strongly disagree	(1)	0	0%		
				0 25 50 75 100	Instructor
Return Rate	Mean	STD	Median		
23/23 (100%)	4.09	0.90	4.00		

**18 - 1. I would recommend this instructor to other students.**

Response Option	Weight	Frequency	Percent	Percent Responses	Means
Strongly agree	(5)	4	17.39%		 3.35
Agree	(4)	9	39.13%		
Neutral	(3)	4	17.39%		
Disagree	(2)	3	13.04%		
Strongly disagree	(1)	3	13.04%		
				0 25 50 75 100	Instructor
Return Rate	Mean	STD	Median		
23/23 (100%)	3.35	1.30	4.00		

**19 - Normal 0 false false EN-US JA X-NONE 1. Strengths of the course**

Return Rate	7/23 (30.43%)
<ul style="list-style-type: none"> <li>▪ exams are all written so in order to do well, you really need to know the information</li> <li>▪ alot of assignments</li> <li>▪ Everything was according to syllabus.</li> <li>▪ Consistency of homework, reading chapters and lecture slides</li> <li>▪ For business students, it's interesting to see how classical arguments are formed, and how to apply them in the real world. Business is extremely strategic, so it's understandable why this class is a requirement for business students.</li> <li>▪ powerpoints were thorough and clear, the online discussions were cool, absence policy was cool, engaging the students with the clickers was cool as well</li> <li>▪ Teaches you how horribly stupid the world is and how we base our teachings and basic ideas of reasoning on something as silly as practical logic</li> </ul>	



Loyola University New Orleans  
College of Humanities and Natural Sciences

Course: 14F-PHIL-A201-002: PRACTICAL LOGIC

Instructor: Benjamin Bayer \*

20 - Normal 0 false false false EN-US JA X-NONE 1. Strengths of the instructor

Return Rate 12/23 (52.17%)

- he is on top of his students, stays in contact, grades quickly
- Tries to make topics interesting.
- Very knowledgeable and enthusiastic about the subject.
- Well organized and punctual
- effectively communicates material
- Very discriptive about course.
- Smart man with a strong grading procedure
- Stays on task and focused when lecturing
- He is extremely passionate about the subject.
- Really made the subject matter interesting. Loved all the examples, especially the scientific ones. Dr. Bayer is a wonderful professor--you can really tell that he loves teaching the course and he puts a lot of effort into making sure everyone understands the material. Has a very encouraging attitude.
- seems very invested in material and students, sometimes provides good examples
- Really s mart, well composed organized, tries to get students engaged but no one really cares about the subject so it gets really annoying when he tries to make you participate in stead of just relaxin, realizing no one really cares and finishing the lecture

21 - Normal 0 false false false EN-US JA X-NONE 1. Weaknesses of the course

Return Rate 8/23 (34.78%)

- discussion posts are less than ideal
- I do not see much value on the subject for my career.
- if you get the answer correct and still don't give the best argument or explanation for your answer, its still wrong. some topics are hard to explain even if the student understands the subject
- discussion threads
- Nothing
- Making Moral Decisions and Practical Logic could really be combined. MMD is basically like Practical Logic, but with a moral vs. immoral component. There's absolutely no need to have two additional philosophy classes for business students.
- more examples on the powerpoints
- sooo boring, dull, pointless, sickenigly logical; every second you ask yourself "why am I doing this"

Loyola University New Orleans  
College of Humanities and Natural Sciences

Course: 14F-PHIL-A201-002: PRACTICAL LOGIC

Instructor: Benjamin Bayer \*

22 - Normal 0 false false false EN-US JA X-NONE 1. Weaknesses of the instructor

Return Rate	11/23 (47.83%)
<ul style="list-style-type: none"><li>▪ he is too on top of his students.</li><li>▪ Sometimes can seem too eager (especially so early in the morning)</li><li>▪ As a senior it was disheartening to have him as a professor. I have really cherished many of the relationships I have made with professors here at Loyola. He was SO rude and condescending. Truly the worst professor in terms of the type of person he is that I have ever had. I go out of my way to tell friends to avoid him. He takes pride in students not doing well but "tricking" them in examples.</li><li>▪ hard to read his handwriting so didn't understand comments made in the test</li><li>▪ too fast paced</li><li>▪ Took philisopy too seriously.</li><li>▪ Presupposes he is correct and openly admonishes students for wrong answers.</li><li>▪ Places a strange pressure on students to understand things immediately during lectures, not everyone has the same learning pace.</li><li>▪ For starters, Dr. Bayer is extremely condescending towards students. Although it's subtle, he makes remarks that suggest that if students don't immediately understand what is being taught, then they are not very intelligent. He also purposefully tries to create trick questions, so that students will (to his apparent enjoyment) get answers wrong, so he can teach everyone "a lesson" from it. Instead of praising students when they answer correctly, he focuses on the students who answer incorrectly, and makes them feel embarrassed that they were mistaken. In addition, using background information, that he swears is common knowledge but isn't (i.e. volcanoes, atomic numbers, movie references, etc.) can often result in a student getting a question wrong - even though they know the material that relates to the class.</li><li>▪ none</li><li>▪ Great teacher but he can have a little passive aggressive sas sometimes that is really annoying. tries to get students involved in a subject no one cares about, i guess its not his fault but its how it is,</li></ul>	

23 - Suggested improvements for the course

Return Rate	9/23 (39.13%)
<ul style="list-style-type: none"><li>▪ remove discussion board</li><li>▪ discussion threads are hard to keep up with</li><li>▪ nothing.</li><li>▪ Should research examples a little more.</li><li>▪ A different course instructor.</li><li>▪ Combine the Making Moral Decisions and Practical Logic courses.</li><li>▪ I wish it taught us how to write philosophical proofs. That was kind of what I was expecting when I signed up to take it.</li><li>▪ none</li><li>▪ none, get rid of it, its horrible, terrible, everyone i talk to hates it</li></ul>	

**Loyola University New Orleans**  
**College of Humanities and Natural Sciences**

---

**Course:** 14F-PHIL-A201-002: PRACTICAL LOGIC

**Instructor:** Benjamin Bayer \*

---

**24 - Suggested improvements for the instructor**

<b>Return Rate</b>	8/23 (34.78%)
--------------------	---------------

- he needs to relax
- Just lighten up a little.
- If there is silence, it is because students know the answer, but are afraid to say anything because you created that atmosphere.
- Not even worth it.
- lower grading scale! A 96 for an A is waaay too high. If you mess up on one thing there's no recovering.
- none
- nothing hes a good teacher
- Could use more practical/well known examples

INSTRUCTOR: Bayer, Benjamin J

EVALUATION SCALE:	STRONGLY AGREE		AGREE		NEUTRAL		DISAGREE		STRONGLY DISAGREE		NOT APPLICABLE (NOT INCLUDED IN MEAN)	
	5	4	3	2	1							
	PHIL V252 051 MEAN	+ST -DEV	PHIL V252 002 MEAN	+ST -DEV	PHIL A201 002 MEAN	+ST -DEV	PHIL A201 001 MEAN	+ST -DEV	PHIL +ST MEAN	-DEV	H&N +ST MEAN	-DEV
1 THE COURSE SYLLABUS MADE THE OBJECTIVE & REQUIREMENTS OF THIS COURSE CLEAR.	4.5	0.6	4.4	0.7	4.3	1.0	4.4	0.5	4.5	0.3	4.4	0.6
2 CONSIDERABLE AGREEMENT BETWEEN THE ANNOUNCED OBJECTIVES & WHAT WAS COVERED	4.6	0.7	4.6	0.7	4.5	1.1	4.3	0.8	4.4	0.2	4.4	0.6
3 THE TEXTBOOKS & TEACHING MATERIALS WERE BENEFICIAL.	4.3	1.1	4.1	1.0	3.9	1.4	3.7	0.9	4.2	0.3	4.2	0.7
4 THE EXAMS, TESTS, PAPERS, PROJECTS & EXAMS WERE REPRESENTATIVE OF THE COURSE CONTENT.	4.4	0.7	4.3	0.9	4.3	1.0	4.4	0.6	4.4	0.2	4.4	0.7
5 THE POLICY FOR LATE WORK & MAKE-UP ASSIGNMENTS WAS CLEAR.	4.7	0.5	4.5	0.8	4.3	1.1	4.3	0.8	4.3	0.2	4.3	0.7
6 IF WRITING WAS A COMPONENT OF THIS CLASS, IT WAS A VALUABLE LEARNING EXPERIENCE.	4.4	0.7	4.1	0.9	3.1	1.5	3.6	1.1	4.2	0.4	4.3	0.8
7 IF ORAL PRESENTATION WAS A COMPONENT OF THIS CLASS, IT WAS A VALUABLE LEARNING EXPERIENCE.	4.0	1.0	3.8	1.0	3.2	1.8	4.0	1.2	4.1	0.8	4.2	1.1
8 OVERALL, THE COURSE WAS INTELLECTUALLY VERY CHALLENGING.	4.2	0.7	4.2	1.0	3.9	1.3	4.0	1.1	4.3	0.3	4.2	0.7
9 THE INSTRUCTOR CLEARLY DESCRIBED THE PROCEDURES & POLICIES.	4.6	0.6	4.5	0.8	4.1	1.2	4.4	0.7	4.4	0.2	4.4	0.7
10 THE INSTRUCTOR FOLLOWED THE DESCRIBED GRADING PROCEDURE.	4.5	0.7	4.6	0.8	4.2	1.1	4.3	0.9	4.4	0.2	4.4	0.6
11 THE INSTRUCTOR MADE HELPFUL COMMENTS ON OR ABOUT PAPERS & EXAMS.	4.4	0.8	4.4	0.9	3.9	1.3	4.1	1.0	4.2	0.4	4.2	0.7
12 THE INSTRUCTOR STIMULATED CRITICAL, ANALYTICAL, CREATIVE, AND INDEPENDENT THINKING.	4.7	0.6	4.2	1.0	3.7	1.4	4.1	0.9	4.4	0.3	4.3	0.7
13 THE INSTRUCTOR COMMUNICATED THE SUBJECT MATTER EFFECTIVELY.	4.6	0.6	4.5	0.9	4.0	1.2	4.1	1.0	4.3	0.3	4.3	0.7
14 THE INSTRUCTOR MADE ADEQUATE PROVISION FOR CONSULTATION & ASSISTANCE.	4.7	0.6	4.5	0.8	4.0	1.3	4.2	0.8	4.3	0.3	4.4	0.7

INSTRUCTOR: Bayer, Benjamin J

EVALUATION SCALE:	STRONGLY AGREE		AGREE		NEUTRAL		DISAGREE		STRONGLY DISAGREE		NOT APPLICABLE (NOT INCLUDED IN MEAN)	
	5	4	3	2	1							
	PHIL V252 051 MEAN	+ST -DEV	PHIL V252 002 MEAN	+ST -DEV	PHIL A201 002 MEAN	+ST -DEV	PHIL A201 001 MEAN	+ST -DEV	PHIL +ST MEAN	-DEV	H&N +ST MEAN	-DEV
15 THE INSTRUCTOR WAS PUNCTUAL IN CORRECTING TESTS AND PAPERS.	4.5	0.6	4.5	0.8	4.1	1.1	4.4	0.8	4.3	0.2	4.3	0.6
16 THE INSTRUCTOR TREATED THE STUDENTS FAIRLY AND EQUALLY.	4.6	0.6	4.6	0.8	4.1	1.1	4.2	1.0	4.5	0.2	4.5	0.6
17 I WOULD RECOMMEND THIS INSTRUCTOR TO OTHER STUDENTS.	4.3	0.9	4.0	1.2	3.6	1.5	3.9	1.1	4.2	0.3	4.3	0.7
ENROLLMENT	29		33		19		20		1132		7338	
RESPONSES	18		25		15		18		805		5398	

INSTRUCTOR: Bayer, Benjamin J

COLLEGE OF HUMANITIES AND NATURAL SCIENCES  
DEPARTMENT OF PHILOSOPHY

PROGRAM: HNEVAL4

EVALUATION SCALE: STRONGLY AGREE 5, AGREE 4, NEUTRAL 3, DISAGREE 2, STRONGLY DISAGREE 1, NOT APPLICABLE (NOT INCLUDED IN MEAN)

QUESTIONS FOR EVALUATION	<< TALLY OF RESPONSES					#RESPONSES	COURSE MEAN	+ST -DEV	PHIL MEAN	+ST -DEV	H&N MEAN	+ST -DEV		
	SA	A	N	D	SD								ENROLL	
<b>1 THE COURSE SYLLABUS MADE THE OBJECTIVES &amp; REQUIREMENTS OF THIS COURSE CLEAR.</b>														
PHILA201001 - PRACTICAL LOGIC	8	10	0	0	0	2	18	20	4.4	0.5	4.5	0.3	4.4	0.6
PHILA201002 - PRACTICAL LOGIC	7	7	0	0	1	3	15	19	4.3	1.0	4.5	0.3	4.4	0.6
PHILV252002 - MAKING MORAL DECISIONS	11	11	0	1	0	8	25	33	4.4	0.7	4.5	0.3	4.4	0.6
PHILV252051 - MAKING MORAL DECISIONS	10	7	1	0	0	11	18	29	4.5	0.6	4.5	0.3	4.4	0.6
<b>2 CONSIDERABLE AGREEMENT BETWEEN THE ANNOUNCED OBJECTIVES &amp; WHAT WAS COVERED.</b>														
PHILA201001 - PRACTICAL LOGIC	8	8	1	1	0	2	18	20	4.3	0.8	4.4	0.2	4.4	0.6
PHILA201002 - PRACTICAL LOGIC	10	4	0	0	1	3	15	19	4.5	1.1	4.4	0.2	4.4	0.6
PHILV252002 - MAKING MORAL DECISIONS	16	8	0	1	0	8	25	33	4.6	0.7	4.4	0.2	4.4	0.6
PHILV252051 - MAKING MORAL DECISIONS	12	4	2	0	0	11	18	29	4.6	0.7	4.4	0.2	4.4	0.6
<b>3 THE TEXTBOOKS &amp; TEACHING MATERIALS WERE BENEFICIAL.</b>														
PHILA201001 - PRACTICAL LOGIC	4	6	7	1	0	2	18	20	3.7	0.9	4.2	0.3	4.2	0.7
PHILA201002 - PRACTICAL LOGIC	6	4	2	0	2	4	14	19	3.9	1.4	4.2	0.3	4.2	0.7
PHILV252002 - MAKING MORAL DECISIONS	10	11	2	1	1	8	25	33	4.1	1.0	4.2	0.3	4.2	0.7
PHILV252051 - MAKING MORAL DECISIONS	11	4	2	0	1	11	18	29	4.5	1.1	4.2	0.3	4.2	0.7
<b>4 THE EXAMS, TESTS, PAPERS, PROJECTS &amp; DISCUSSIONS WERE REPRESENTATIVE OF THE COURSE CONTENT</b>														
PHILA201001 - PRACTICAL LOGIC	8	9	1	0	0	2	18	20	4.4	0.6	4.4	0.2	4.4	0.7
PHILA201002 - PRACTICAL LOGIC	7	7	0	0	1	3	15	19	4.3	1.0	4.4	0.2	4.4	0.7
PHILV252002 - MAKING MORAL DECISIONS	13	9	1	2	0	8	25	33	4.3	0.9	4.4	0.2	4.4	0.7
PHILV252051 - MAKING MORAL DECISIONS	9	7	2	0	0	11	18	29	4.4	0.7	4.4	0.2	4.4	0.7
<b>5 THE POLICY FOR LATE WORK &amp; MAKE-UP ASSIGNMENTS WAS CLEAR.</b>														
PHILA201001 - PRACTICAL LOGIC	8	8	1	1	0	2	18	20	4.3	0.8	4.3	0.2	4.3	0.7
PHILA201002 - PRACTICAL LOGIC	8	5	1	0	1	3	15	19	4.3	1.1	4.3	0.2	4.3	0.7
PHILV252002 - MAKING MORAL DECISIONS	15	8	1	1	0	8	25	33	4.5	0.8	4.3	0.2	4.3	0.7
PHILV252051 - MAKING MORAL DECISIONS	13	5	0	0	0	11	18	29	4.7	0.5	4.3	0.2	4.3	0.7
<b>6 IF WRITING WAS A COMPONENT OF THIS CLASS, IT WAS A VALUABLE LEARNING EXPERIENCE</b>														
PHILA201001 - PRACTICAL LOGIC	2	3	2	2	0	11	9	20	3.6	1.1	4.2	0.4	4.3	0.8
PHILA201002 - PRACTICAL LOGIC	2	2	2	1	2	9	9	19	3.1	1.5	4.2	0.4	4.3	0.8
PHILV252002 - MAKING MORAL DECISIONS	9	10	1	2	0	9	24	33	4.1	0.9	4.2	0.4	4.3	0.8
PHILV252051 - MAKING MORAL DECISIONS	9	6	2	0	0	12	17	29	4.4	0.7	4.2	0.4	4.3	0.8

INSTRUCTOR: Bayer, Benjamin J

COLLEGE OF HUMANITIES AND NATURAL SCIENCES  
DEPARTMENT OF PHILOSOPHY

PROGRAM: HNEVAL4

EVALUATION SCALE: STRONGLY AGREE 5, AGREE 4, NEUTRAL 3, DISAGREE 2, STRONGLY DISAGREE 1, NOT APPLICABLE (NOT INCLUDED IN MEAN)

QUESTIONS FOR EVALUATION	<< TALLY OF RESPONSES					#RESPONSES	COURSE MEAN	+ST -DEV	PHIL MEAN	+ST -DEV	H&N MEAN	+ST -DEV		
	SA	A	N	D	SD								ENROLL	
<b>7 IF ORAL PRESENTATION WAS A COMPONENT OF THIS CLASS, IT WAS A VALUABLE LEARNING EXPERIENCE.</b>														
PHILA201001 - PRACTICAL LOGIC	2	2	0	1	0	15	5	20	4.0	1.2	4.1	0.8	4.2	1.1
PHILA201002 - PRACTICAL LOGIC	2	1	1	0	2	12	6	19	3.2	1.8	4.1	0.8	4.2	1.1
PHILV252002 - MAKING MORAL DECISIONS	3	3	3	1	0	21	10	33	3.8	1.0	4.1	0.8	4.2	1.1
PHILV252051 - MAKING MORAL DECISIONS	3	1	1	0	0	7	7	29	4.0	1.0	4.1	0.8	4.2	1.1
<b>8 OVERALL, THE COURSE WAS INTELLECTUALLY VERY CHALLENGING.</b>														
PHILA201001 - PRACTICAL LOGIC	7	6	4	0	1	2	18	20	4.0	1.1	4.3	0.3	4.2	0.7
PHILA201002 - PRACTICAL LOGIC	6	5	1	2	1	3	15	19	3.9	1.3	4.3	0.3	4.2	0.7
PHILV252002 - MAKING MORAL DECISIONS	11	11	1	1	1	8	25	33	4.2	1.0	4.3	0.3	4.2	0.7
PHILV252051 - MAKING MORAL DECISIONS	6	11	0	1	0	11	18	29	4.2	0.7	4.3	0.3	4.2	0.7
<b>9 THE INSTRUCTOR CLEARLY DESCRIBED THE GRADING PROCEDURES &amp; POLICIES.</b>														
PHILA201001 - PRACTICAL LOGIC	9	7	2	0	0	2	18	20	4.4	0.7	4.4	0.2	4.4	0.7
PHILA201002 - PRACTICAL LOGIC	7	5	1	1	1	3	15	19	4.1	1.2	4.4	0.2	4.4	0.7
PHILV252002 - MAKING MORAL DECISIONS	16	7	1	1	0	8	25	33	4.5	0.8	4.4	0.2	4.4	0.7
PHILV252051 - MAKING MORAL DECISIONS	11	6	1	0	0	11	18	29	4.6	0.6	4.4	0.2	4.4	0.7
<b>10 THE INSTRUCTOR FOLLOWED THE DESCRIBED GRADING PROCEDURE.</b>														
PHILA201001 - PRACTICAL LOGIC	9	6	2	1	0	2	18	20	4.3	0.9	4.4	0.2	4.4	0.6
PHILA201002 - PRACTICAL LOGIC	7	5	1	0	1	4	14	19	4.2	1.1	4.4	0.2	4.4	0.6
PHILV252002 - MAKING MORAL DECISIONS	17	6	1	1	0	8	25	33	4.6	0.8	4.4	0.2	4.4	0.6
PHILV252051 - MAKING MORAL DECISIONS	11	5	2	0	0	11	18	29	4.5	0.7	4.4	0.2	4.4	0.6
<b>11 THE INSTRUCTOR MADE HELPFUL COMMENTS ON OR ABOUT PAPERS &amp; EXAMS.</b>														
PHILA201001 - PRACTICAL LOGIC	7	7	2	2	0	2	18	20	4.1	1.0	4.2	0.4	4.2	0.7
PHILA201002 - PRACTICAL LOGIC	7	4	1	2	1	3	15	19	3.9	1.1	4.2	0.4	4.2	0.7
PHILV252002 - MAKING MORAL DECISIONS	16	6	1	2	0	8	25	33	4.4	0.9	4.2	0.4	4.2	0.7
PHILV252051 - MAKING MORAL DECISIONS	11	4	3	0	0	11	18	29	4.4	0.8	4.2	0.4	4.2	0.7
<b>12 THE INSTRUCTOR STIMULATED CRITICAL, ANALYTICAL, CREATIVE, AND INDEPENDENT THINKING.</b>														
PHILA201001 - PRACTICAL LOGIC	7	7	3	1	0	2	18	20	4.1	0.9	4.4	0.3	4.3	0.7
PHILA201002 - PRACTICAL LOGIC	5	6	1	1	2	3	15	19	3.7	1.4	4.4	0.3	4.3	0.7
PHILV252002 - MAKING MORAL DECISIONS	12	9	1	3	0	8	25	33	4.2	1.0	4.4	0.3	4.3	0.7
PHILV252051 - MAKING MORAL DECISIONS	14	3	1	0	0	11	18	29	4.7	0.6	4.4	0.3	4.3	0.7

INSTRUCTOR: Bayer, Benjamin J

EVALUATION SCALE: STRONGLY AGREE 5 AGREE 4 NEUTRAL 3 DISAGREE 2 STRONGLY DISAGREE 1 NOT APPLICABLE (NOT INCLUDED IN MEAN)

QUESTIONS FOR EVALUATION

<< TALLY OF RESPONSES >> #RESPONSES ENROLL | COURSE +ST MEAN -DEV | PHIL +ST MEAN -DEV | N&N +ST MEAN -DEV

13 THE INSTRUCTOR COMMUNICATED THE SUBJECT MATTER EFFECTIVELY.

PHILA201001 - PRACTICAL LOGIC	8	5	4	1	0	2	18	20	4.1	1.0	4.3	0.3	4.3	0.7
PHILA201002 - PRACTICAL LOGIC	6	6	1	1	1	3	15	19	4.0	1.2	4.3	0.3	4.3	0.7
PHILV252002 - MAKING MORAL DECISIONS	16	7	0	2	0	8	25	33	4.5	0.9	4.3	0.3	4.3	0.7
PHILV252051 - MAKING MORAL DECISIONS	11	6	1	0	0	11	18	29	4.6	0.6	4.3	0.3	4.3	0.7

14 THE INSTRUCTOR MADE ADEQUATE PROVISION FOR CONSULTATION & ASSISTANCE.

PHILA201001 - PRACTICAL LOGIC	8	6	4	0	0	2	18	20	4.2	0.8	4.3	0.3	4.4	0.7
PHILA201002 - PRACTICAL LOGIC	7	5	0	2	1	3	15	19	4.0	1.3	4.3	0.3	4.4	0.7
PHILV252002 - MAKING MORAL DECISIONS	15	8	1	1	0	8	25	33	4.5	0.8	4.3	0.3	4.4	0.7
PHILV252051 - MAKING MORAL DECISIONS	13	4	1	0	0	11	18	29	4.7	0.6	4.3	0.3	4.4	0.7

15 THE INSTRUCTOR WAS PUNCTUAL IN CORRECTING TESTS AND PAPERS.

PHILA201001 - PRACTICAL LOGIC	10	4	3	0	0	3	17	20	4.4	0.8	4.3	0.2	4.3	0.6
PHILA201002 - PRACTICAL LOGIC	6	6	2	0	1	3	15	19	4.1	1.1	4.3	0.2	4.3	0.6
PHILV252002 - MAKING MORAL DECISIONS	16	7	1	1	0	8	25	33	4.5	0.8	4.3	0.2	4.3	0.6
PHILV252051 - MAKING MORAL DECISIONS	10	7	1	0	0	11	18	29	4.5	0.6	4.3	0.2	4.3	0.6

16 THE INSTRUCTOR TREATED THE STUDENTS FAIRLY AND EQUALLY.

PHILA201001 - PRACTICAL LOGIC	8	8	1	0	1	2	18	20	4.2	1.0	4.5	0.2	4.5	0.6
PHILA201002 - PRACTICAL LOGIC	6	7	1	0	1	3	15	19	4.1	1.1	4.5	0.2	4.5	0.6
PHILV252002 - MAKING MORAL DECISIONS	17	6	1	1	0	8	25	33	4.6	0.8	4.5	0.2	4.5	0.6
PHILV252051 - MAKING MORAL DECISIONS	12	5	1	0	0	11	18	29	4.6	0.6	4.5	0.2	4.5	0.6

17 I WOULD RECOMMEND THIS INSTRUCTOR TO OTHER STUDENTS.

PHILA201001 - PRACTICAL LOGIC	7	5	5	0	1	2	18	20	3.9	1.1	4.2	0.3	4.3	0.7
PHILA201002 - PRACTICAL LOGIC	6	4	0	3	2	3	15	19	3.6	1.5	4.2	0.3	4.3	0.7
PHILV252002 - MAKING MORAL DECISIONS	12	6	4	2	1	8	25	33	4.0	1.2	4.2	0.3	4.3	0.7
PHILV252051 - MAKING MORAL DECISIONS	10	5	2	1	0	11	18	29	4.3	0.9	4.2	0.3	4.3	0.7

INSTRUCTOR: Bayer, Benjamin J

DEMOGRAPHIC INFORMATION

PHIL A201 001 PHIL A201 002 PHIL V252 002 PHIL V252 051

18 IS THIS A REQUIRED COURSE?

REQUIRED	11	8	18	10
ELECTIVE	1	2	3	4

19 WHAT IS YOUR CURRENT GRADE POINT AVERAGE?

3.5 - 4.0	8	7	4	7
3.0 - 3.5	9	5	12	7
2.5 - 3.0	0	2	5	2
2.0 - 2.5	0	0	2	0
LESS THAN 2.0	0	0	0	1

20 CHECK THE LETTER MOST NEARLY CORRESPONDING TO THE GRADE YOU EXPECT TO RECEIVE.

A	6	7	4	2
B	11	7	14	14
C	0	0	4	1
D	0	0	0	0
F	0	0	0	0

21 HOW MANY HOURS PER WEEK OUTSIDE THE CLASSROOM DID YOU SPEND ON THIS COURSE?

9 OR MORE	0	0	0	0
6 - 9	1	1	1	1
3 - 6	6	3	7	6
1 - 3	8	10	15	10
0	2	0	0	0

22 MY GRADES IN THIS COURSE ARE AN ACCURATE REFLECTION OF MY PERFORMANCE.

STRONGLY AGREE	6	4	7	4
AGREE	6	4	7	9
NEUTRAL	4	4	8	3
DISAGREE	1	1	0	1
STRONGLY DISAGREE	0	1	0	0

INSTRUCTOR: Bayer, Benjamin J

COLLEGE OF HUMANITIES AND NATURAL SCIENCES  
DEPARTMENT OF PHILOSOPHY

PROGRAM: HNEVAL4

EVALUATION SCALE:	STRONGLY AGREE	AGREE	NEUTRAL	DISAGREE	STRONGLY DISAGREE	NOT APPLICABLE (NOT INCLUDED IN MEAN)							
	5	4	3	2	1								
	PHIL V252 054 +ST MEAN -DEV	PHIL V252 053 +ST MEAN -DEV	PHIL V252 052 +ST MEAN -DEV	PHIL A220 001 +ST MEAN -DEV	PHIL +ST MEAN -DEV	N/A +ST MEAN -DEV							
1 THE COURSE SYLLABUS MADE THE OBJECTIVE & REQUIREMENTS OF THIS COURSE CLEAR.	4.5	1.1		4.8	0.6	4.4	0.7	4.3	0.7	4.5	0.4	4.4	0.6
2 CONSIDERABLE AGREEMENT BETWEEN THE ANNOUNCED OBJECTIVES & WHAT WAS COVERED	4.3	1.2		4.8	0.4	4.3	0.8	4.3	0.7	4.4	0.2	4.4	0.6
3 THE TEXTBOOKS & TEACHING MATERIALS WERE BENEFICIAL.	3.8	1.5		4.5	0.5	3.9	1.1	4.4	0.7	4.2	0.3	4.2	0.6
4 THE EXAMS, TESTS, PAPERS, PROJECTS & EXAMS WERE REPRESENTATIVE OF THE COURSE CONTENT.	3.9	1.5		4.7	0.5	4.2	0.7	4.2	0.7	4.4	0.3	4.4	0.6
5 THE POLICY FOR LATE WORK & MAKE-UP ASSIGNMENTS WAS CLEAR.	4.0	1.4		4.8	0.5	4.4	0.8	4.3	0.7	4.3	0.2	4.2	0.6
6 IF WRITING WAS A COMPONENT OF THIS CLASS, IT WAS A VALUABLE LEARNING EXPERIENCE.	3.8	1.4		4.1	0.9	3.4	1.2	4.2	0.8	4.2	0.4	4.2	0.8
7 IF ORAL PRESENTATION WAS A COMPONENT OF THIS CLASS, IT WAS A VALUABLE LEARNING EXPERIENCE.	3.0	1.2		4.3	1.3	4.3	1.0	4.0	1.4	4.1	0.5	4.1	1.0
8 OVERALL, THE COURSE WAS INTELLECTUALLY VERY CHALLENGING.	3.6	1.2		4.3	0.8	4.1	0.9	4.8	0.7	4.3	0.4	4.1	0.6
9 THE INSTRUCTOR CLEARLY DESCRIBED THE PROCEDURES & POLICIES.	4.3	1.0		4.6	0.7	4.3	0.8	4.6	0.5	4.3	0.3	4.3	0.6
10 THE INSTRUCTOR FOLLOWED THE DESCRIBED GRADING PROCEDURE.	4.5	0.7		4.6	0.6	4.3	0.8	4.6	0.5	4.4	0.2	4.4	0.5
11 THE INSTRUCTOR MADE HELPFUL COMMENTS ON OR ABOUT PAPERS & EXAMS.	4.0	1.4		4.2	1.2	4.0	1.2	4.4	0.7	4.2	0.5	4.2	0.6
12 THE INSTRUCTOR STIMULATED CRITICAL, ANALYTICAL, CREATIVE, AND INDEPENDENT THINKING.	4.2	1.2		4.6	0.5	4.1	1.0	4.4	0.7	4.4	0.3	4.3	0.5
13 THE INSTRUCTOR COMMUNICATED THE SUBJECT MATTER EFFECTIVELY.	4.1	1.3		4.6	0.5	4.0	1.2	4.2	1.1	4.3	0.4	4.3	0.6
14 THE INSTRUCTOR MADE ADEQUATE PROVISION FOR CONSULTATION & ASSISTANCE.	4.2	1.0		4.4	0.8	4.1	0.8	4.6	0.7	4.3	0.3	4.3	0.5

INSTRUCTOR: Bayer, Benjamin J

COLLEGE OF HUMANITIES AND NATURAL SCIENCES  
DEPARTMENT OF PHILOSOPHY

PROGRAM: HNEVAL4

EVALUATION SCALE:	STRONGLY AGREE	AGREE	NEUTRAL	DISAGREE	STRONGLY DISAGREE	NOT APPLICABLE (NOT INCLUDED IN MEAN)							
	5	4	3	2	1								
	PHIL V252 054 +ST MEAN -DEV	PHIL V252 053 +ST MEAN -DEV	PHIL V252 052 +ST MEAN -DEV	PHIL A220 001 +ST MEAN -DEV	PHIL +ST MEAN -DEV	N/A +ST MEAN -DEV							
15 THE INSTRUCTOR WAS PUNCTUAL IN CORRECTING TESTS AND PAPERS.	4.1	1.0		4.2	1.0	3.7	1.3	4.2	0.7	4.1	0.4	4.3	0.6
16 THE INSTRUCTOR TREATED THE STUDENTS FAIRLY AND EQUALLY.	4.0	1.4		4.5	0.7	3.9	1.0	4.3	1.0	4.4	0.3	4.5	0.5
17 I WOULD RECOMMEND THIS INSTRUCTOR TO OTHER STUDENTS.	3.9	1.4		4.2	1.3	3.3	1.3	3.9	1.1	4.2	0.5	4.3	0.7
ENROLLMENT				31	28	27	14	1004		8823			
RESPONSES				22	22	23	9	750		6460			

INSTRUCTOR: Bayer, Benjamin J

PROGRAM: HNEVAL4

EVALUATION SCALE:	STRONGLY AGREE	AGREE	NEUTRAL	DISAGREE	STRONGLY DISAGREE	NOT APPLICABLE (NOT INCLUDED IN MEAN)				
	5	4	3	2	1					
QUESTIONS FOR EVALUATION	<< TALLY OF RESPONSES						>> #RESPONSES	COURSE +ST	PHIL +ST	H&N +ST
	SA	A	N	D	SD	NA	ENROLL	MEAN -DEV	MEAN -DEV	MEAN -DEV
<b>1 THE COURSE SYLLABUS MADE THE OBJECTIVES &amp; REQUIREMENTS OF THIS COURSE CLEAR.</b>										
PHILA220001 - EPISTEMOLOGY	4	4	1	0	0	9	14	4.3 0.7	4.5 0.4	4.4 0.6
PHILV252052 - MAKING MORAL DECISIONS	11	9	2	0	0	5	22	4.4 0.7	4.5 0.4	4.4 0.6
PHILV252053 - MAKING MORAL DECISIONS	19	1	2	0	0	6	22	4.8 0.6	4.5 0.4	4.4 0.6
PHILV252054 - MAKING MORAL DECISIONS	16	3	1	1	1	1	22	4.5 1.1	4.5 0.4	4.4 0.6
<b>2 CONSIDERABLE AGREEMENT BETWEEN THE ANNOUNCED OBJECTIVES &amp; WHAT WAS COVERED.</b>										
PHILA220001 - EPISTEMOLOGY	4	4	1	0	0	9	14	4.3 0.7	4.4 0.2	4.4 0.6
PHILV252052 - MAKING MORAL DECISIONS	10	9	2	1	0	5	22	4.3 0.8	4.4 0.2	4.4 0.6
PHILV252053 - MAKING MORAL DECISIONS	18	4	0	0	0	6	22	4.8 0.4	4.4 0.2	4.4 0.6
PHILV252054 - MAKING MORAL DECISIONS	14	4	1	2	1	1	22	4.3 1.2	4.4 0.2	4.4 0.6
<b>3 THE TEXTBOOKS &amp; TEACHING MATERIALS WERE BENEFICIAL.</b>										
PHILA220001 - EPISTEMOLOGY	5	3	1	0	0	9	14	4.4 0.7	4.2 0.3	4.2 0.6
PHILV252052 - MAKING MORAL DECISIONS	7	9	5	1	1	4	21	3.9 1.1	4.2 0.3	4.2 0.6
PHILV252053 - MAKING MORAL DECISIONS	12	10	0	0	0	6	22	4.5 0.5	4.2 0.3	4.2 0.6
PHILV252054 - MAKING MORAL DECISIONS	11	3	4	1	3	1	22	3.8 1.5	4.2 0.3	4.2 0.6
<b>4 THE EXAMS, TESTS, PAPERS, PROJECTS &amp; DISCUSSIONS WERE REPRESENTATIVE OF THE COURSE CONTENT</b>										
PHILA220001 - EPISTEMOLOGY	3	5	1	0	0	9	14	4.2 0.7	4.4 0.3	4.4 0.6
PHILV252052 - MAKING MORAL DECISIONS	8	10	4	0	0	5	22	4.2 0.7	4.4 0.3	4.4 0.6
PHILV252053 - MAKING MORAL DECISIONS	16	6	0	0	0	6	22	4.7 0.5	4.4 0.3	4.4 0.6
PHILV252054 - MAKING MORAL DECISIONS	11	4	3	1	3	1	22	3.9 1.5	4.4 0.3	4.4 0.6
<b>5 THE POLICY FOR LATE WORK &amp; MAKE-UP ASSIGNMENTS WAS CLEAR.</b>										
PHILA220001 - EPISTEMOLOGY	4	4	1	0	0	9	14	4.3 0.7	4.3 0.2	4.2 0.6
PHILV252052 - MAKING MORAL DECISIONS	13	7	2	1	0	4	23	4.4 0.8	4.3 0.2	4.2 0.6
PHILV252053 - MAKING MORAL DECISIONS	19	2	1	0	0	6	22	4.8 0.5	4.3 0.2	4.2 0.6
PHILV252054 - MAKING MORAL DECISIONS	12	4	2	0	3	2	21	4.0 1.4	4.3 0.2	4.2 0.6
<b>6 IF WRITING WAS A COMPONENT OF THIS CLASS, IT WAS A VALUABLE LEARNING EXPERIENCE</b>										
PHILA220001 - EPISTEMOLOGY	4	3	2	0	0	9	14	4.2 0.8	4.2 0.4	4.2 0.8
PHILV252052 - MAKING MORAL DECISIONS	4	8	3	5	1	6	21	3.4 1.2	4.2 0.4	4.2 0.8
PHILV252053 - MAKING MORAL DECISIONS	9	8	4	1	0	6	22	4.1 0.9	4.2 0.4	4.2 0.8
PHILV252054 - MAKING MORAL DECISIONS	9	5	3	2	2	2	21	3.8 1.4	4.2 0.4	4.2 0.8

INSTRUCTOR: Bayer, Benjamin J

PROGRAM: HNEVAL4

EVALUATION SCALE:	STRONGLY AGREE	AGREE	NEUTRAL	DISAGREE	STRONGLY DISAGREE	NOT APPLICABLE (NOT INCLUDED IN MEAN)				
	5	4	3	2	1					
QUESTIONS FOR EVALUATION	<< TALLY OF RESPONSES						>> #RESPONSES	COURSE +ST	PHIL +ST	H&N +ST
	SA	A	N	D	SD	NA	ENROLL	MEAN -DEV	MEAN -DEV	MEAN -DEV
<b>7 IF ORAL PRESENTATION WAS A COMPONENT OF THIS CLASS, IT WAS A VALUABLE LEARNING EXPERIENCE.</b>										
PHILA220001 - EPISTEMOLOGY	1	0	1	0	0	7	14	4.0 1.4	4.1 0.5	4.1 1.0
PHILV252052 - MAKING MORAL DECISIONS	2	1	1	0	0	3	4	4.3 1.0	4.1 0.5	4.1 1.0
PHILV252053 - MAKING MORAL DECISIONS	5	0	1	1	0	21	7	4.3 1.3	4.1 0.5	4.1 1.0
PHILV252054 - MAKING MORAL DECISIONS	0	2	2	0	1	18	5	3.0 1.2	4.1 0.5	4.1 1.0
<b>8 OVERALL, THE COURSE WAS INTELLECTUALLY VERY CHALLENGING.</b>										
PHILA220001 - EPISTEMOLOGY	8	0	1	0	0	9	14	4.8 0.7	4.3 0.4	4.1 0.6
PHILV252052 - MAKING MORAL DECISIONS	9	8	4	1	0	5	22	4.1 0.9	4.3 0.4	4.1 0.6
PHILV252053 - MAKING MORAL DECISIONS	11	7	4	0	0	6	22	4.3 0.8	4.3 0.4	4.1 0.6
PHILV252054 - MAKING MORAL DECISIONS	7	4	6	3	1	2	21	3.6 1.2	4.3 0.4	4.1 0.6
<b>9 THE INSTRUCTOR CLEARLY DESCRIBED THE GRADING PROCEDURES &amp; POLICIES.</b>										
PHILA220001 - EPISTEMOLOGY	5	4	0	0	0	9	14	4.6 0.5	4.3 0.3	4.3 0.6
PHILV252052 - MAKING MORAL DECISIONS	11	8	2	1	0	5	22	4.3 0.8	4.3 0.3	4.3 0.6
PHILV252053 - MAKING MORAL DECISIONS	15	6	0	1	0	6	22	4.6 0.7	4.3 0.3	4.3 0.6
PHILV252054 - MAKING MORAL DECISIONS	12	6	2	0	1	2	21	4.3 1.0	4.3 0.3	4.3 0.6
<b>10 THE INSTRUCTOR FOLLOWED THE DESCRIBED GRADING PROCEDURE.</b>										
PHILA220001 - EPISTEMOLOGY	5	4	0	0	0	9	14	4.6 0.5	4.4 0.2	4.4 0.5
PHILV252052 - MAKING MORAL DECISIONS	11	9	2	1	0	4	23	4.3 0.8	4.4 0.2	4.4 0.5
PHILV252053 - MAKING MORAL DECISIONS	15	6	1	0	0	6	22	4.6 0.6	4.4 0.2	4.4 0.5
PHILV252054 - MAKING MORAL DECISIONS	12	7	2	0	0	2	21	4.5 0.7	4.4 0.2	4.4 0.5
<b>11 THE INSTRUCTOR MADE HELPFUL COMMENTS ON OR ABOUT PAPERS &amp; EXAMS.</b>										
PHILA220001 - EPISTEMOLOGY	5	3	1	0	0	9	14	4.4 0.7	4.2 0.5	4.2 0.6
PHILV252052 - MAKING MORAL DECISIONS	10	5	5	1	1	5	22	4.0 1.2	4.2 0.5	4.2 0.6
PHILV252053 - MAKING MORAL DECISIONS	11	9	0	0	2	6	22	4.2 1.2	4.2 0.5	4.2 0.6
PHILV252054 - MAKING MORAL DECISIONS	12	2	4	1	2	2	21	4.0 1.4	4.2 0.5	4.2 0.6
<b>12 THE INSTRUCTOR STIMULATED CRITICAL, ANALYTICAL, CREATIVE, AND INDEPENDENT THINKING.</b>										
PHILA220001 - EPISTEMOLOGY	5	3	1	0	0	9	14	4.4 0.7	4.4 0.3	4.3 0.5
PHILV252052 - MAKING MORAL DECISIONS	9	9	4	0	1	4	23	4.1 1.0	4.4 0.3	4.3 0.5
PHILV252053 - MAKING MORAL DECISIONS	13	9	0	0	0	6	22	4.6 0.5	4.4 0.3	4.3 0.5
PHILV252054 - MAKING MORAL DECISIONS	12	6	1	0	2	2	21	4.2 1.2	4.4 0.3	4.3 0.5



INSTRUCTOR: Bayer, Benjamin J

PROGRAM: HNEVAL4

EVALUATION SCALE: STRONGLY AGREE 5 AGREE 4 NEUTRAL 3 DISAGREE 2 STRONGLY DISAGREE 1 NOT APPLICABLE (NOT INCLUDED IN MEAN)

QUESTIONS FOR EVALUATION	<< TALLY OF RESPONSES					NA	>> #RESPONSES ENROLL	COURSE +ST		PHIL +ST		HNA +ST		
	SA	A	N	D	SD			MEAN	-DEV	MEAN	-DEV	MEAN	-DEV	
13 THE INSTRUCTOR COMMUNICATED THE SUBJECT MATTER EFFECTIVELY.														
PHILA220001 - EPISTEMOLOGY	5	2	1	1	0	0	9	14	4.2	1.1	4.3	0.4	4.3	0.6
PHILV252052 - MAKING MORAL DECISIONS	11	4	5	2	1	4	23	27	4.0	1.2	4.3	0.4	4.3	0.6
PHILV252053 - MAKING MORAL DECISIONS	13	9	0	0	0	6	27	28	4.6	0.5	4.3	0.4	4.3	0.6
PHILV252054 - MAKING MORAL DECISIONS	11	5	3	0	2	2	21	31	4.1	1.3	4.3	0.4	4.3	0.6
14 THE INSTRUCTOR MADE ADEQUATE PROVISION FOR CONSULTATION & ASSISTANCE.														
PHILA220001 - EPISTEMOLOGY	6	2	1	0	0	0	9	14	4.6	0.7	4.3	0.3	4.3	0.5
PHILV252052 - MAKING MORAL DECISIONS	8	10	5	0	0	4	23	27	4.1	0.8	4.3	0.3	4.3	0.5
PHILV252053 - MAKING MORAL DECISIONS	12	8	1	1	0	6	22	28	4.4	0.8	4.3	0.3	4.3	0.5
PHILV252054 - MAKING MORAL DECISIONS	11	6	3	0	1	2	21	31	4.2	1.0	4.3	0.3	4.3	0.5
15 THE INSTRUCTOR WAS PUNCTUAL IN CORRECTING TESTS AND PAPERS.														
PHILA220001 - EPISTEMOLOGY	3	5	1	0	0	0	9	14	4.2	0.7	4.1	0.4	4.3	0.6
PHILV252052 - MAKING MORAL DECISIONS	9	5	4	4	1	4	23	27	3.7	1.3	4.1	0.4	4.3	0.6
PHILV252053 - MAKING MORAL DECISIONS	11	7	3	0	1	6	22	28	4.2	1.0	4.1	0.4	4.3	0.6
PHILV252054 - MAKING MORAL DECISIONS	8	9	3	0	1	2	21	31	4.1	1.0	4.1	0.4	4.3	0.6
16 THE INSTRUCTOR TREATED THE STUDENTS FAIRLY AND EQUALLY.														
PHILA220001 - EPISTEMOLOGY	5	3	0	1	0	0	9	14	4.3	1.0	4.4	0.3	4.5	0.5
PHILV252052 - MAKING MORAL DECISIONS	7	9	6	0	1	4	23	27	3.9	1.0	4.4	0.3	4.5	0.5
PHILV252053 - MAKING MORAL DECISIONS	13	8	0	1	0	6	22	28	4.5	0.7	4.4	0.3	4.5	0.5
PHILV252054 - MAKING MORAL DECISIONS	12	4	2	0	3	2	21	31	4.0	1.4	4.4	0.3	4.5	0.5
17 I WOULD RECOMMEND THIS INSTRUCTOR TO OTHER STUDENTS.														
PHILA220001 - EPISTEMOLOGY	3	3	2	1	0	0	9	14	3.9	1.1	4.2	0.5	4.3	0.7
PHILV252052 - MAKING MORAL DECISIONS	4	9	4	3	3	4	23	27	3.3	1.3	4.2	0.5	4.3	0.7
PHILV252053 - MAKING MORAL DECISIONS	13	5	1	1	2	6	22	28	4.2	1.3	4.2	0.5	4.3	0.7
PHILV252054 - MAKING MORAL DECISIONS	9	6	3	0	3	2	21	31	3.9	1.4	4.2	0.5	4.3	0.7

INSTRUCTOR: Bayer, Benjamin J

PROGRAM: HNEVAL4

DEMOGRAPHIC INFORMATION

PHIL A220 001 PHIL V252 052 PHIL V252 053 PHIL V252 054

18 IS THIS A REQUIRED COURSE?

REQUIRED	1	13	11	16
ELECTIVE	4	5	0	0

19 WHAT IS YOUR CURRENT GRADE POINT AVERAGE?

3.5 - 4.0	3	6	5	5
3.0 - 3.5	3	10	5	4
2.5 - 3.0	2	3	7	10
2.0 - 2.5	0	3	1	0
LESS THAN 2.0	0	0	0	0

20 CHECK THE LETTER MOST NEARLY CORRESPONDING TO THE GRADE YOU EXPECT TO RECEIVE.

A	1	1	1	3
B	6	12	10	13
C	1	7	7	3
D	0	2	0	0
F	0	0	0	0

21 HOW MANY HOURS PER WEEK OUTSIDE THE CLASSROOM DID YOU SPEND ON THIS COURSE?

9 OR MORE	2	1	0	0
6 - 9	1	2	0	0
3 - 6	1	5	5	9
1 - 3	4	13	13	10
0	0	1	0	0

22 MY GRADES IN THIS COURSE ARE AN ACCURATE REFLECTION OF MY PERFORMANCE.

STRONGLY AGREE	2	2	2	2
AGREE	3	12	11	9
NEUTRAL	3	4	3	6
DISAGREE	0	1	2	1
STRONGLY DISAGREE	0	3	0	1

INSTRUCTOR: Bayer, Benjamin J

COLLEGE OF HUMANITIES AND NATURAL SCIENCES  
 DEPARTMENT OF PHILOSOPHY

PROGRAM: HNEVAL4

EVALUATION SCALE: STRONGLY AGREE 5 AGREE 4 NEUTRAL 3 DISAGREE 2 STRONGLY DISAGREE 1 NOT APPLICABLE (NOT INCLUDED IN MEAN)

	PHIL U294 051 MEAN	+ST +DEV	PHIL U294 001 MEAN	+ST +DEV	PHIL A201 002 MEAN	+ST +DEV	PHIL A201 001 MEAN	+ST +DEV	PHIL +ST MEAN	+ST +DEV
1 THE COURSE SYLLABUS MADE THE OBJECTIVE & REQUIREMENTS OF THIS COURSE CLEAR.	4.5	0.6	4.7	0.6	4.7	0.5	4.1	0.8	4.4	0.4
2 CONSIDERABLE AGREEMENT BETWEEN THE ANNOUNCED OBJECTIVES & WHAT WAS COVERED	4.5	0.6	4.7	0.5	4.7	0.5	4.1	0.9	4.4	0.2
3 THE TEXTBOOKS & TEACHING MATERIALS WERE BENEFICIAL.	4.1	0.9	4.4	0.8	4.5	0.6	3.6	1.0	4.2	0.4
4 THE EXAMS, TESTS, PAPERS, PROJECTS & EXAMS WERE REPRESENTATIVE OF THE COURSE CONTENT.	4.2	0.8	4.5	0.6	4.5	0.5	3.9	0.7	4.4	0.3
5 THE POLICY FOR LATE WORK & MAKE-UP ASSIGNMENTS WAS CLEAR.	4.5	0.5	4.7	0.6	4.6	0.5	4.1	1.0	4.3	0.3
6 IF WRITING WAS A COMPONENT OF THIS CLASS, IT WAS A VALUABLE LEARNING EXPERIENCE.	3.6	1.0	4.1	1.1	4.1	0.8	3.6	1.0	4.1	0.4
7 IF ORAL PRESENTATION WAS A COMPONENT OF THIS CLASS, IT WAS A VALUABLE LEARNING EXPERIENCE.	4.0	0.0	4.7	0.5	4.3	0.8	3.3	0.9	4.1	0.8
8 OVERALL, THE COURSE WAS INTELLECTUALLY VERY CHALLENGING.	4.2	0.7	4.7	0.6	4.3	0.6	3.8	0.8	4.3	0.3
9 THE INSTRUCTOR CLEARLY DESCRIBED THE PROCEDURES & POLICIES.	4.5	0.6	4.7	0.5	4.7	0.5	4.1	0.8	4.3	0.3
10 THE INSTRUCTOR FOLLOWED THE DESCRIBED GRADING PROCEDURE.	4.5	0.6	4.7	0.5	4.7	0.5	4.1	0.8	4.4	0.3
11 THE INSTRUCTOR MADE HELPFUL COMMENTS ON OR ABOUT PAPERS & EXAMS.	4.2	0.8	4.8	0.4	4.7	0.5	3.9	0.8	4.1	0.5
12 THE INSTRUCTOR STIMULATED CRITICAL, ANALYTICAL, CREATIVE, AND INDEPENDENT THINKING.	4.3	0.8	4.7	0.6	4.7	0.5	3.9	0.9	4.4	0.3
13 THE INSTRUCTOR COMMUNICATED THE SUBJECT MATTER EFFECTIVELY.	4.0	1.0	4.5	1.2	4.5	0.5	4.0	0.9	4.3	0.4
14 THE INSTRUCTOR MADE ADEQUATE PROVISION FOR CONSULTATION & ASSISTANCE.	4.3	0.6	4.5	1.0	4.6	0.5	3.6	0.9	4.2	0.4

INSTRUCTOR: Bayer, Benjamin J

COLLEGE OF HUMANITIES AND NATURAL SCIENCES  
 DEPARTMENT OF PHILOSOPHY

PROGRAM: HNEVAL4

EVALUATION SCALE: STRONGLY AGREE 5 AGREE 4 NEUTRAL 3 DISAGREE 2 STRONGLY DISAGREE 1 NOT APPLICABLE (NOT INCLUDED IN MEAN)

Item	5	4	3	2	1	NA	Total	Mean	ST	Mean	ST
15 THE INSTRUCTOR WAS PUNCTUAL IN CORRECTING TESTS AND PAPERS.	14	3	0	0	0	0	17	4.3	0.7	4.7	0.5
16 THE INSTRUCTOR TREATED THE STUDENTS FAIRLY AND EQUALLY.	14	3	0	0	0	0	17	4.3	0.7	4.6	1.0
17 I WOULD RECOMMEND THIS INSTRUCTOR TO OTHER STUDENTS.	14	3	0	0	0	0	17	3.5	1.2	4.1	1.3

Item	5	4	3	2	1	NA	Total	Mean	ST	Mean	ST
ENROLLMENT	1	30	1	30	1	20	1	21	1	973	1
RESPONSES	1	26	1	18	1	18	1	17	1	689	1

INSTRUCTOR: Bayer B

COLLEGE OF HUMANITIES AND NATURAL SCIENCES  
 DEPARTMENT OF PHILOSOPHY

PROGRAM: HNEVAL4

EVALUATION SCALE: STRONGLY AGREE 5 AGREE 4 NEUTRAL 3 DISAGREE 2 STRONGLY DISAGREE 1 NOT APPLICABLE (NOT INCLUDED IN MEAN)

PHIL U294 052 MEAN	+ST -DEV	PHIL U294 051 MEAN	-DEV	PHIL A201 MEAN	-DEV	PHIL A201 MEAN	-DEV	PHIL A201 MEAN	-DEV	PHIL A201 MEAN	-DEV
-----------------------------	-------------	-----------------------------	------	----------------------	------	----------------------	------	----------------------	------	----------------------	------

- 1 THE COURSE SYLLABUS MADE THE OBJECTIVE & REQUIREMENTS OF THIS COURSE CLEAR. | 4.6 0.5 | 4.6 0.5 | 4.7 0.6 | 4.5 0.6 | 4.5 0.3 | 4.4 0.4
- 2 CONSIDERABLE AGREEMENT BETWEEN THE ANNOUNCED OBJECTIVES & WHAT WAS COVERED | 4.6 0.5 | 4.7 0.5 | 4.7 0.6 | 4.7 0.6 | 4.4 0.2 | 4.4 0.4
- 3 THE TEXTBOOKS & TEACHING MATERIALS WERE BENEFICIAL. | 4.4 0.6 | 4.5 0.6 | 4.1 1.1 | 4.0 1.2 | 4.2 0.3 | 4.1 0.5
- 4 THE EXAMS, TESTS, PAPERS, PROJECTS & EXAMS WERE REPRESENTATIVE OF THE COURSE CONTENT. | 4.6 0.5 | 4.5 0.6 | 4.6 0.6 | 4.8 0.5 | 4.3 0.3 | 4.3 0.4
- 5 THE POLICY FOR LATE WORK & MAKE-UP ASSIGNMENTS WAS CLEAR. | 4.6 0.5 | 4.4 0.8 | 4.8 0.6 | 4.7 0.5 | 4.4 0.2 | 4.2 0.4
- 6 IF WRITING WAS A COMPONENT OF THIS CLASS, IT WAS A VALUABLE LEARNING EXPERIENCE. | 4.2 0.8 | 4.3 1.0 | 4.5 0.8 | 4.3 1.1 | 4.2 0.3 | 4.2 0.7
- 7 IF ORAL PRESENTATION WAS A COMPONENT OF THIS CLASS, IT WAS A VALUABLE LEARNING EXPERIENCE. | 4.0 0.8 | 5.0 0.0 | 4.6 0.7 | 4.0 1.2 | 4.1 0.4 | 4.1 1.0
- 8 OVERALL, THE COURSE WAS INTELLECTUALLY VERY CHALLENGING. | 4.7 0.5 | 4.5 0.6 | 4.3 0.8 | 4.1 1.2 | 4.2 0.4 | 4.1 0.5
- 9 THE INSTRUCTOR CLEARLY DESCRIBED THE PROCEDURES & POLICIES. | 4.6 0.5 | 4.7 0.5 | 4.8 0.5 | 4.6 0.5 | 4.3 0.3 | 4.3 0.4
- 10 THE INSTRUCTOR FOLLOWED THE DESCRIBED GRADING PROCEDURE. | 4.4 0.6 | 4.5 0.7 | 4.8 0.5 | 4.7 0.5 | 4.4 0.3 | 4.4 0.3
- 11 THE INSTRUCTOR MADE HELPFUL COMMENTS ON OR ABOUT PAPERS & EXAMS. | 4.4 0.6 | 4.6 0.6 | 4.7 0.6 | 4.4 0.7 | 4.2 0.5 | 4.2 0.5
- 12 THE INSTRUCTOR STIMULATED CRITICAL, ANALYTICAL, CREATIVE, AND INDEPENDENT THINKING. | 4.4 0.6 | 4.7 0.6 | 4.5 0.8 | 4.4 1.0 | 4.4 0.3 | 4.3 0.5
- 13 THE INSTRUCTOR COMMUNICATED THE SUBJECT MATTER EFFECTIVELY. | 4.4 0.7 | 4.7 0.6 | 4.7 0.6 | 4.5 0.9 | 4.3 0.4 | 4.2 0.5
- 14 THE INSTRUCTOR MADE ADEQUATE PROVISION FOR CONSULTATION & ASSISTANCE. | 4.4 0.5 | 4.6 0.5 | 4.6 0.6 | 4.5 0.7 | 4.3 0.4 | 4.3 0.4

INSTRUCTOR: Bayer B

COLLEGE OF HUMANITIES AND NATURAL SCIENCES  
 DEPARTMENT OF PHILOSOPHY

PROGRAM: HNEVAL4

EVALUATION SCALE: STRONGLY AGREE 5 AGREE 4 NEUTRAL 3 DISAGREE 2 STRONGLY DISAGREE 1 NOT APPLICABLE (NOT INCLUDED IN MEAN)

PHIL	PHIL	PHIL	PHIL	PHIL	PHIL	PHIL	PHIL	H&N
U294	U294	A201	A201	A201	A201	A201	A201	H&N
052 +ST	051 +ST	002 +ST	001 +ST	001 +ST	001 +ST	001 +ST	001 +ST	H&N +ST
MEAN								
-DEV								

15 THE INSTRUCTOR WAS PUNCTUAL IN CORRECTING TESTS AND PAPERS. | 4.4 0.5 | 4.7 0.5 | 4.6 0.6 | 4.6 0.6 | 4.3 0.3 | 4.3 0.4

16 THE INSTRUCTOR TREATED THE STUDENTS FAIRLY AND EQUALLY. | 4.4 0.6 | 4.6 0.5 | 4.7 0.6 | 4.6 0.6 | 4.4 0.3 | 4.5 0.3

17 I WOULD RECOMMEND THIS INSTRUCTOR TO OTHER STUDENTS. | 4.1 0.8 | 4.2 1.2 | 4.5 0.8 | 4.3 1.3 | 4.2 0.5 | 4.2 0.6

ENROLLMENT RESPONSES	26	29	22	20	996	9030
	14	17	21	16	685	6500

INSTRUCTOR: Bayer B

COLLEGE OF HUMANITIES AND NATURAL SCIENCES  
 DEPARTMENT OF PHILOSOPHY

PROGRAM: HNEVAL4

EVALUATION SCALE: STRONGLY AGREE 5 AGREE 4 NEUTRAL 3 DISAGREE 2 STRONGLY DISAGREE 1 NOT APPLICABLE (NOT INCLUDED IN MEAN)

	PHIL V270 002 +ST MEAN -DEV	PHIL V270 001 +ST MEAN -DEV	PHIL A201 002 +ST MEAN -DEV	PHIL A201 001 +ST MEAN -DEV	PHIL +ST MEAN -DEV	H&N +ST MEAN -DEV						
1 THE COURSE SYLLABUS MADE THE OBJECTIVE & REQUIREMENTS OF THIS COURSE CLEAR.	4.9	0.3	4.4	0.8	4.8	0.4	4.5	0.7	4.5	0.4	4.5	0.4
2 CONSIDERABLE AGREEMENT BETWEEN THE ANNOUNCED OBJECTIVES & WHAT WAS COVERED	4.9	0.3	4.3	0.8	4.8	0.4	4.5	0.6	4.4	0.3	4.4	0.4
3 THE TEXTBOOKS & TEACHING MATERIALS WERE BENEFICIAL.	4.6	0.8	3.9	1.1	4.5	0.7	4.1	1.2	4.3	0.3	4.2	0.5
4 THE EXAMS, TESTS, PAPERS, PROJECTS & EXAMS WERE REPRESENTATIVE OF THE COURSE CONTENT.	4.9	0.4	4.3	0.8	4.6	0.6	4.4	0.7	4.4	0.3	4.4	0.4
5 THE POLICY FOR LATE WORK & MAKE-UP ASSIGNMENTS WAS CLEAR.	4.9	0.5	4.5	0.8	4.8	0.4	4.4	0.8	4.3	0.3	4.3	0.4
6 IF WRITING WAS A COMPONENT OF THIS CLASS, IT WAS A VALUABLE LEARNING EXPERIENCE.	4.5	0.8	3.7	1.0	4.1	0.9	3.8	0.8	4.1	0.3	4.3	0.7
7 IF ORAL PRESENTATION WAS A COMPONENT OF THIS CLASS, IT WAS A VALUABLE LEARNING EXPERIENCE.	4.0	1.0	3.5	0.8	4.3	0.7	3.8	0.7	4.1	0.5	4.2	0.9
8 OVERALL, THE COURSE WAS INTELLECTUALLY VERY CHALLENGING.	4.6	0.8	4.3	1.0	4.2	0.8	4.3	0.9	4.3	0.3	4.2	0.5
9 THE INSTRUCTOR CLEARLY DESCRIBED THE PROCEDURES & POLICIES.	5.0	0.2	4.5	0.8	4.8	0.4	4.3	0.9	4.3	0.3	4.4	0.4
10 THE INSTRUCTOR FOLLOWED THE DESCRIBED GRADING PROCEDURE.	5.0	0.2	4.5	0.8	4.7	0.5	4.4	0.8	4.4	0.3	4.4	0.4
11 THE INSTRUCTOR MADE HELPFUL COMMENTS ON OR ABOUT PAPERS & EXAMS.	4.9	0.4	4.0	1.1	4.6	0.8	4.5	0.7	4.2	0.4	4.2	0.5
12 THE INSTRUCTOR STIMULATED CRITICAL, ANALYTICAL, CREATIVE, AND INDEPENDENT THINKING.	4.6	0.8	4.3	1.0	4.5	0.8	4.5	0.7	4.4	0.3	4.3	0.4
13 THE INSTRUCTOR COMMUNICATED THE SUBJECT MATTER EFFECTIVELY.	4.6	0.8	4.3	0.9	4.7	0.5	4.3	0.8	4.3	0.4	4.3	0.5
14 THE INSTRUCTOR MADE ADEQUATE PROVISION FOR CONSULTATION & ASSISTANCE.	4.7	0.7	4.5	0.8	4.5	0.8	4.5	0.6	4.3	0.4	4.4	0.4

INSTRUCTOR: Bayer B

EVALUATION SCALE: STRONGLY AGREE 5 AGREE 4 NEUTRAL 3 DISAGREE 2 STRONGLY DISAGREE 1 NOT APPLICABLE (NOT INCLUDED IN MEAN)

PHIL V270 002 MEAN	+ST -DEV	PHIL V270 001 MEAN	+ST -DEV	PHIL A201 002 MEAN	+ST -DEV	PHIL A201 001 MEAN	+ST -DEV	PHIL +ST MEAN	+ST -DEV	H&N +ST MEAN	+ST -DEV
--------------------------	-------------	--------------------------	-------------	--------------------------	-------------	--------------------------	-------------	------------------	-------------	-----------------	-------------

15 THE INSTRUCTOR WAS PUNCTUAL IN CORRECTING TESTS AND PAPERS. | 4.9 0.4 | 4.4 0.8 | 4.7 0.5 | 4.6 0.6 | 4.3 0.3 | 4.4 0.4

16 THE INSTRUCTOR TREATED THE STUDENTS FAIRLY AND EQUALLY. | 4.8 0.4 | 4.2 0.9 | 4.3 1.0 | 4.5 0.7 | 4.4 0.3 | 4.5 0.4

17 I WOULD RECOMMEND THIS INSTRUCTOR TO OTHER STUDENTS. | 4.4 1.1 | 4.1 1.1 | 4.2 0.9 | 3.7 1.3 | 4.2 0.4 | 4.3 0.5

ENROLLMENT RESPONSES	28	20	28	15	21	20	21	17	997	696	7971	5715
----------------------	----	----	----	----	----	----	----	----	-----	-----	------	------

INSTRUCTOR: Bayer 8

COLLEGE OF HUMANITIES AND NATURAL SCIENCES  
 DEPARTMENT OF PHILOSOPHY

PROGRAM: HNEVAL4

EVALUATION SCALE: STRONGLY AGREE 5 AGREE 4 NEUTRAL 3 DISAGREE 2 STRONGLY DISAGREE 1 NOT APPLICABLE (NOT INCLUDED IN MEAN)

PHIL V270 002 MEAN +ST -DEV	PHIL V270 001 MEAN +ST -DEV	PHIL A201 002 MEAN +ST -DEV	PHIL A201 001 MEAN +ST -DEV	PHIL +ST -DEV	H&N +ST -DEV
4.6	4.4	4.6	4.7	4.5	4.4
0.6	0.6	0.6	0.5	0.4	0.4

1 THE COURSE SYLLABUS MADE THE OBJECTIVE & REQUIREMENTS OF THIS COURSE CLEAR. | 4.6 0.6 | 4.4 0.6 | 4.6 0.6 | 4.7 0.5 | 4.5 0.4 | 4.4 0.4

2 CONSIDERABLE AGREEMENT BETWEEN THE ANNOUNCED OBJECTIVES & WHAT WAS COVERED | 4.4 0.7 | 4.0 1.1 | 4.6 0.6 | 4.6 0.6 | 4.4 0.3 | 4.4 0.4

3 THE TEXTBOOKS & TEACHING MATERIALS WERE BENEFICIAL. | 4.4 0.7 | 3.8 1.4 | 3.6 1.5 | 4.5 0.6 | 4.3 0.4 | 4.2 0.4

4 THE EXAMS, TESTS, PAPERS, PROJECTS & EXAMS WERE REPRESENTATIVE OF THE COURSE CONTENT. | 4.4 0.7 | 4.1 0.9 | 4.4 0.9 | 4.5 0.7 | 4.4 0.3 | 4.4 0.4

5 THE POLICY FOR LATE WORK & MAKE-UP ASSIGNMENTS WAS CLEAR. | 4.4 0.7 | 4.2 0.7 | 4.6 0.6 | 4.7 0.6 | 4.3 0.3 | 4.3 0.4

6 IF WRITING WAS A COMPONENT OF THIS CLASS, IT WAS A VALUABLE LEARNING EXPERIENCE. | 4.0 0.8 | 3.6 1.3 | 3.8 0.9 | 4.3 0.8 | 4.2 0.5 | 4.2 0.7

7 IF ORAL PRESENTATION WAS A COMPONENT OF THIS CLASS, IT WAS A VALUABLE LEARNING EXPERIENCE. | 4.7 0.8 | 3.8 0.7 | 4.2 0.8 | 4.1 1.4 | 4.1 0.8 | 4.2 1.0

8 OVERALL, THE COURSE WAS INTELLECTUALLY VERY CHALLENGING. | 4.6 0.6 | 4.1 1.0 | 4.3 0.7 | 4.5 0.7 | 4.2 0.3 | 4.1 0.5

9 THE INSTRUCTOR CLEARLY DESCRIBED THE PROCEDURES & POLICIES. | 4.4 0.8 | 4.0 1.0 | 4.4 0.7 | 4.7 0.5 | 4.3 0.4 | 4.3 0.4

10 THE INSTRUCTOR FOLLOWED THE DESCRIBED GRADING PROCEDURE. | 4.5 0.7 | 4.0 1.1 | 4.4 0.7 | 4.7 0.5 | 4.4 0.4 | 4.4 0.4

11 THE INSTRUCTOR MADE HELPFUL COMMENTS ON OR ABOUT PAPERS & EXAMS. | 4.3 0.9 | 4.0 1.3 | 4.3 1.0 | 4.6 0.7 | 4.2 0.5 | 4.2 0.5

12 THE INSTRUCTOR STIMULATED CRITICAL, ANALYTICAL, CREATIVE, AND INDEPENDENT THINKING. | 4.6 0.6 | 4.0 1.2 | 4.3 1.0 | 4.6 0.7 | 4.4 0.3 | 4.3 0.5

13 THE INSTRUCTOR COMMUNICATED THE SUBJECT MATTER EFFECTIVELY. | 4.3 0.9 | 4.0 1.3 | 4.1 1.2 | 4.4 0.9 | 4.3 0.4 | 4.3 0.5

14 THE INSTRUCTOR MADE ADEQUATE PROVISION FOR CONSULTATION & ASSISTANCE. | 4.2 0.9 | 4.1 1.0 | 4.2 1.0 | 4.3 1.0 | 4.3 0.4 | 4.3 0.4



INSTRUCTOR: Bayer B

COLLEGE OF HUMANITIES AND NATURAL SCIENCES  
 DEPARTMENT OF PHILOSOPHY

PROGRAM: HNEVAL4

EVALUATION SCALE: STRONGLY AGREE 5 AGREE 4 NEUTRAL 3 DISAGREE 2 STRONGLY DISAGREE 1 NOT APPLICABLE (NOT INCLUDED IN MEAN)

15 THE INSTRUCTOR WAS PUNCTUAL IN CORRECTING TESTS AND PAPERS.

16 THE INSTRUCTOR TREATED THE STUDENTS FAIRLY AND EQUALLY.

17 I WOULD RECOMMEND THIS INSTRUCTOR TO OTHER STUDENTS.

ENROLLMENT RESPONSES	5	4	3	2	1	NOT APPLICABLE	H&N +ST
15	4.4	0.8	4.1	0.8	4.4	0.9	4.5
16	4.4	0.7	3.7	1.2	4.4	0.9	4.5
17	4.1	1.1	3.6	1.3	4.0	1.5	4.3

PHIL V270 002	+ST	PHIL V270 001	+ST	PHIL A201 002	+ST	PHIL A201 001	+ST	PHIL +ST	H&N +ST
MEAN	-DEV	MEAN	-DEV	MEAN	-DEV	MEAN	-DEV	MEAN	-DEV

31	29	23	20	1065	9100
23	22	16	19	732	6722

INSTRUCTOR: Bayer B

COLLEGE OF HUMANITIES AND NATURAL SCIENCES  
 DEPARTMENT OF PHILOSOPHY

PROGRAM: HNEVAL4

EVALUATION SCALE: STRONGLY AGREE 5 AGREE 4 NEUTRAL 3 DISAGREE 2 STRONGLY DISAGREE 1 NOT APPLICABLE (NOT INCLUDED IN MEAN)

	PHIL T122 007 MEAN	+ST -DEV	PHIL T122 006 MEAN	+ST -DEV	PHIL T122 003 MEAN	+ST -DEV	PHIL A465 001 MEAN	+ST -DEV	PHIL T122 003 MEAN	+ST -DEV	PHIL T122 003 MEAN	+ST -DEV	PHIL A465 001 MEAN	+ST -DEV	PHIL T122 003 MEAN	+ST -DEV	H&N MEAN	+ST -DEV
1 THE COURSE SYLLABUS MADE THE OBJECTIVE & REQUIREMENTS OF THIS COURSE CLEAR.	4.5	0.8	4.4	0.7	4.4	0.7	4.8	0.4	4.4	0.3	4.4	0.3	4.5	0.4				
2 CONSIDERABLE AGREEMENT BETWEEN THE ANNOUNCED OBJECTIVES & WHAT WAS COVERED	4.6	0.6	4.2	0.6	4.4	0.6	4.9	0.3	4.5	0.2	4.4	0.3						
3 THE TEXTBOOKS & TEACHING MATERIALS WERE BENEFICIAL.	3.8	1.0	4.1	0.8	4.1	0.9	4.8	0.7	4.3	0.3	4.3	0.3	4.3	0.4				
4 THE EXAMS, TESTS, PAPERS, PROJECTS & EXAMS WERE REPRESENTATIVE OF THE COURSE CONTENT.	4.2	0.7	4.1	0.6	4.3	0.7	4.8	0.4	4.4	0.2	4.4	0.3						
5 THE POLICY FOR LATE WORK & MAKE-UP ASSIGNMENTS WAS CLEAR.	4.6	0.6	4.4	0.8	4.5	0.6	4.8	0.4	4.3	0.2	4.3	0.3						
6 IF WRITING WAS A COMPONENT OF THIS CLASS, IT WAS A VALUABLE LEARNING EXPERIENCE.	4.2	1.2	4.1	1.0	4.3	0.8	4.6	0.7	4.3	0.2	4.3	0.6						
7 IF ORAL PRESENTATION WAS A COMPONENT OF THIS CLASS, IT WAS A VALUABLE LEARNING EXPERIENCE.	3.0	0.0	3.8	0.6	4.2	0.8	3.8	1.1	4.1	0.4	4.2	1.0						
8 OVERALL, THE COURSE WAS INTELLECTUALLY VERY CHALLENGING.	4.3	1.0	4.2	1.0	4.2	0.7	4.9	0.3	4.3	0.3	4.2	0.4						
9 THE INSTRUCTOR CLEARLY DESCRIBED THE PROCEDURES & POLICIES.	4.5	0.7	4.2	0.7	4.4	0.6	4.4	0.5	4.3	0.2	4.4	0.3						
10 THE INSTRUCTOR FOLLOWED THE DESCRIBED GRADING PROCEDURE.	4.3	0.9	4.1	0.6	4.4	0.6	4.4	0.5	4.4	0.2	4.4	0.3						
11 THE INSTRUCTOR MADE HELPFUL COMMENTS ON OR ABOUT PAPERS & EXAMS.	4.4	0.8	4.3	0.7	4.4	0.6	4.9	0.3	4.3	0.2	4.3	0.4						
12 THE INSTRUCTOR STIMULATED CRITICAL, ANALYTICAL, CREATIVE, AND INDEPENDENT THINKING.	4.2	0.9	4.4	0.7	4.3	0.7	4.8	0.4	4.4	0.2	4.3	0.4						
13 THE INSTRUCTOR COMMUNICATED THE SUBJECT MATTER EFFECTIVELY.	4.2	0.8	4.0	0.9	4.1	1.0	4.8	0.4	4.3	0.3	4.3	0.5						
14 THE INSTRUCTOR MADE ADEQUATE PROVISION FOR CONSULTATION & ASSISTANCE.	4.3	0.7	4.4	0.7	4.2	0.6	4.9	0.3	4.4	0.3	4.4	0.4						

INSTRUCTOR: Bayer B

COLLEGE OF HUMANITIES AND NATURAL SCIENCES  
 DEPARTMENT OF PHILOSOPHY

PROGRAM: HNEVAL4

EVALUATION SCALE: STRONGLY AGREE 5 AGREE 4 NEUTRAL 3 DISAGREE 2 STRONGLY DISAGREE 1 NOT APPLICABLE (NOT INCLUDED IN MEAN)

PHIL T122 007	PHIL T122 006	PHIL T122 003	PHIL A465 001	PHIL T122 003	PHIL T122 006	PHIL T122 007	H&N
MEAN	MEAN	MEAN	MEAN	MEAN	MEAN	MEAN	MEAN
-DEV	-DEV	-DEV	-DEV	-DEV	-DEV	-DEV	-DEV
+ST	+ST	+ST	+ST	+ST	+ST	+ST	+ST

15 THE INSTRUCTOR WAS PUNCTUAL IN CORRECTING TESTS AND PAPERS. 3.7 1.1 | 4.1 0.6 | 4.0 0.9 | 4.4 0.7 | 4.2 0.3 | 4.4 0.4

16 THE INSTRUCTOR TREATED THE STUDENTS FAIRLY AND EQUALLY. 4.2 0.8 | 4.3 0.8 | 4.2 0.8 | 4.8 0.4 | 4.5 0.2 | 4.5 0.3

17 I WOULD RECOMMEND THIS INSTRUCTOR TO OTHER STUDENTS. 3.9 1.2 | 4.0 1.0 | 3.9 1.1 | 4.7 0.5 | 4.3 0.3 | 4.3 0.5

ENROLLMENT RESPONSES	30	26	30	18	891	7307
30	26	30	18	891	7307	
20	20	19	9	642	5433	

INSTRUCTOR: Bayer B

COLLEGE OF HUMANITIES AND NATURAL SCIENCES  
 DEPARTMENT OF PHILOSOPHY

PROGRAM: HNEVAL4

EVALUATION SCALE: STRONGLY AGREE 5 AGREE 4 NEUTRAL 3 DISAGREE 2 STRONGLY DISAGREE 1 NOT APPLICABLE (NOT INCLUDED IN MEAN)

	PHIL T122 007 MEAN	+ST -DEV	PHIL T122 002 MEAN	+ST -DEV	PHIL A201 002 MEAN	+ST -DEV	PHIL A201 001 MEAN	+ST -DEV	PHIL A201 001 MEAN	+ST -DEV	PHIL A201 001 MEAN	+ST -DEV	H&N MEAN	+ST -DEV
1 THE COURSE SYLLABUS MADE THE OBJECTIVE & REQUIREMENTS OF THIS COURSE CLEAR.	4.6	0.5	4.3	0.7	4.6	0.6	4.6	0.5	4.4	0.4	4.4	0.4	4.4	0.4
2 CONSIDERABLE AGREEMENT BETWEEN THE ANNOUNCED OBJECTIVES & WHAT WAS COVERED	4.5	0.6	4.2	0.8	4.5	0.6	4.6	0.5	4.4	0.4	4.4	0.4	4.4	0.4
3 THE TEXTBOOKS & TEACHING MATERIALS WERE BENEFICIAL.	4.4	0.7	3.7	1.0	4.4	0.7	4.4	1.1	4.3	0.4	4.2	0.5	4.2	0.5
4 THE EXAMS, TESTS, PAPERS, PROJECTS & EXAMS WERE REPRESENTATIVE OF THE COURSE CONTENT.	4.3	0.9	4.2	1.0	4.4	0.8	4.8	0.4	4.4	0.3	4.4	0.4	4.4	0.4
5 THE POLICY FOR LATE WORK & MAKE-UP ASSIGNMENTS WAS CLEAR.	4.6	0.6	4.4	0.8	4.4	0.7	4.4	0.7	4.3	0.3	4.3	0.4	4.3	0.4
6 IF WRITING WAS A COMPONENT OF THIS CLASS, IT WAS A VALUABLE LEARNING EXPERIENCE.	4.4	0.9	4.1	0.8	4.3	0.8	4.1	0.7	4.3	0.4	4.3	0.7	4.3	0.7
7 IF ORAL PRESENTATION WAS A COMPONENT OF THIS CLASS, IT WAS A VALUABLE LEARNING EXPERIENCE.	4.0	1.0	4.0	1.0	4.1	0.9	4.3	1.0	4.1	0.6	4.1	1.1	4.1	1.1
8 OVERALL, THE COURSE WAS INTELLECTUALLY VERY CHALLENGING.	4.6	0.6	4.3	0.8	4.1	1.0	4.4	0.5	4.3	0.4	4.1	0.6	4.1	0.6
9 THE INSTRUCTOR CLEARLY DESCRIBED THE PROCEDURES & POLICIES.	4.6	0.5	4.4	0.5	4.4	0.6	4.7	0.5	4.3	0.4	4.3	0.5	4.3	0.5
10 THE INSTRUCTOR FOLLOWED THE DESCRIBED GRADING PROCEDURE.	4.7	0.5	4.3	0.7	4.5	0.6	4.8	0.5	4.3	0.3	4.4	0.4	4.4	0.4
11 THE INSTRUCTOR MADE HELPFUL COMMENTS ON OR ABOUT PAPERS & EXAMS.	4.6	0.7	4.6	0.9	4.1	0.8	4.4	0.7	4.2	0.5	4.2	0.5	4.2	0.5
12 THE INSTRUCTOR STIMULATED CRITICAL, ANALYTICAL, CREATIVE, AND INDEPENDENT THINKING.	4.5	0.7	4.4	0.9	4.3	0.8	4.3	0.9	4.4	0.4	4.3	0.5	4.3	0.5
13 THE INSTRUCTOR COMMUNICATED THE SUBJECT MATTER EFFECTIVELY.	4.2	0.8	4.0	1.1	4.4	0.7	4.6	0.6	4.1	0.6	4.2	0.6	4.2	0.6
14 THE INSTRUCTOR MADE ADEQUATE PROVISION FOR CONSULTATION & ASSISTANCE.	4.1	0.7	4.4	0.8	4.0	1.0	4.4	0.7	4.3	0.3	4.3	0.4	4.3	0.4

INSTRUCTOR: Bayer B

COLLEGE OF HUMANITIES AND NATURAL SCIENCES  
 DEPARTMENT OF PHILOSOPHY

PROGRAM: HNEVAL4

EVALUATION SCALE: STRONGLY AGREE 5 AGREE 4 NEUTRAL 3 DISAGREE 2 STRONGLY DISAGREE 1 NOT APPLICABLE (NOT INCLUDED IN MEAN)

15 THE INSTRUCTOR WAS PUNCTUAL IN  
 CORRECTING TESTS AND PAPERS.

PHIL T122 007 MEAN	+ST -DEV	PHIL T122 002 MEAN	+ST -DEV	PHIL A201 002 MEAN	+ST -DEV	PHIL A201 001 MEAN	+ST -DEV	PHIL A201 001 MEAN	+ST -DEV	H&N +ST -DEV
3.6	1.1	3.9	0.8	4.1	0.8	4.1	1.0	4.2	0.4	4.3

16 THE INSTRUCTOR TREATED THE STUDENTS FAI  
 RLY AND EQUALLY.

4.7	0.5	4.6	0.6	4.3	0.8	4.7	0.5	4.4	0.4	4.5
-----	-----	-----	-----	-----	-----	-----	-----	-----	-----	-----

17 I WOULD RECOMMEND THIS INSTRUCTOR TO  
 OTHER STUDENTS.

4.0	1.1	3.8	1.2	4.3	0.9	4.5	0.7	4.1	0.6	4.3
-----	-----	-----	-----	-----	-----	-----	-----	-----	-----	-----

ENROLLMENT  
 RESPONSES

29	30	21	21	843	7980
21	18	16	16	633	5969